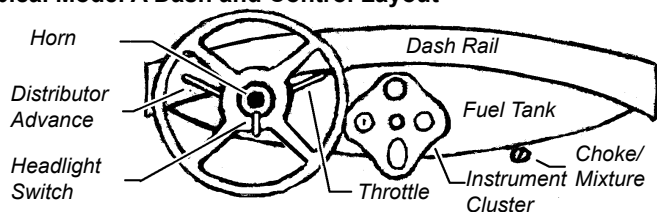


## 1928-31 Cowl and Dash Parts

### Typical Model A Dash and Control Layout




### 1930-31 Cowl Band

#### Cowl Band:

*Stainless Steel*  
This is an excellent quality,  
good fitting, cowl band.

A-140298 not.avbl

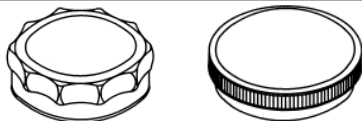


#### Cowl band mounting clip

used on 1930 cars

A-140299-CL 7.50 pr

### Model A Gas Caps



A-9030-A	1928-29 Gas cap, chrome plated	22.50 ea
A-9030-C	1930-31 Gas cap, chrome plated	27.50 ea
A-9020	1928-31 Gas filler screen	15.00 ea

### Gas Tank to Cowl Welt

A-9000-W	1930-31 All models	7.50 ea
----------	--------------------	---------


### Gas Tank (Cowl Top) Mounting Bolts

A-9002-MA	1928-29 Gas tank to firewall	7.50 set
A-9002-MB	1930-31 Gas tank to firewall	5.00 set
A-9003-MB	1930-31 Gas tank to inner dash	7.50 set
A-35266-AR	1928-29 Gas tank side clamps	5.00 ea
A-35266-B	1930-31 Gas tank side clamps	5.00 ea

### Firewall Grommet Sets

A-14600-AS	1928-31 firewall grommet set	12.50 set
A-14600-BS	Late 1931 firewall grommet set	15.00 set

### Instrument Panels, Original Style



*Chrome Plated*

A-11805-A	1928-30, Oval speedometer	55.00 ea
A-11805-E	1930-31, Round speedometer	55.00 ea

### 1928-31 Dash Lights

A-13708-AR	1928-30, Mounts in center of panel; pop out type, chrome plated	25.00 ea
A-13708-B	1930-31 Closed, dash rail mount	25.00 ea
A-13708-C	1930-31 Open, dash rail mount	25.00 ea

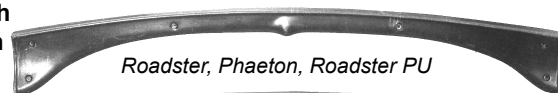
### 1928-31 Original Gas Gauges

A-9312	Gas gauge assembly, complete w/gaskets	45.00 ea
A-9320-S	Gas gauge rebuild kit; (gaskets, float, & lens.)	not.avbl
A-9312-C	Gas gauge float	7.50 ea
A-9321/23-N	Gas gauge gaskets (3), neoprene	5.00 set
A-9323-M	Gas gauge lens	1.50 ea
A-9325	Gas gauge face plate on dash	5.00 ea
A-9326	Gas gauge inner nut	7.50 ea
A-9330	Gas gauge outer nut	7.50 ea
A-9300-WS	Gas gauge nut wrench set, aluminum	15.00 set


## 1928-31 Cowl and Dash Parts, cont

### 1928-29 Dash

#### Upper Finish Rail



*Roadster, Phaeton, Roadster PU*



*Coupe & Tudor*

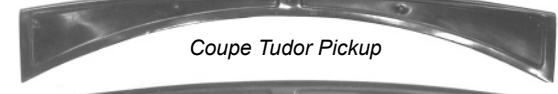
DFR2829R	Roadster, Roadster PU, Phaeton, 'glass	200.00 ea
A-35355-A	Roadster, Roadster PU, Phaeton, steel	200.00 ea
DFR2829CS	Coupe & Tudor Sedan, fiberglass	175.00 ea

### 1930-31 Dash

#### Upper Finish Rail



*Roadster Phaeton Roadster PU*



*Coupe Tudor Pickup*



*Victoria / Slant Windshield*

DFR3031R	Roadster, Roadster PU, Phaeton, 'glass	375.00 ea
A-35355-B	Roadster, Roadster PU, Phaeton, steel	375.00 ea
DFR3031CS	Coupe, Tudor, Closed Pickup, 'glass	175.00 ea
DFR3031V	Victoria, slant windshield fordor/cabriolet, 'glass	175.00 ea

### Dash Rail Screws

AH-1108-C	1928-31, Chrome plated	not.avbl
AH-1108-S	1928-31, Stainless steel	5.00 set

### "Stock Type" Dash Face Panels,




*1928-29*

#### Fiberglass

*Designed to use  
an upper dash rail.*

*The front of the  
original fuel tank  
must be removed or  
a replacement cowl  
top used.*



*1930-31*


DPS2829A	1928-29 All Models, Stock style	230.00 ea
DPS2829F	1928-29 All Models, Filled style	230.00 ea
DPS3031A	Late 1930-31 All Models, Stock style	230.00 ea
DPS3031F	1930-31 All Models, Filled style	230.00 ea

\* Parts with price listed as "not.avbl" are not known to be available at this time, but are listed for reference.


### 1928-31 Cowl and Dash Parts, cont

#### 1932 Style Dash Panels for 1928-31 Coupes & Sedans

Fiberglass flat style dash with the dash rail molded in. There is room in the outside corners for the common 2 7/8" air conditioning outlets.



1928-29 Coupe & Tudor



1930-31 Coupe, Tudor Pickup



1930-31 Victoria  
1931 Fordor & Cabriolet


DPF2829CS2	1928-29 Coupe & Tudor	250.00 ea
DPF3031CS2	1930-31 Coupe, Tudor, & Pickup	250.00 ea
DPF3031VF2	1930-31 Victoria	250.00 ea
	1931 Slant Windshield Fordor & Cabriolet	

#### 1932 Style Dash Panel Roadsters & Phaetons

Designed to use an upper dash rail. The front of the original fuel tank must be removed or a replacement cowl top used. Note this can be used in a closed car but there is an ugly style clash with the dash rail.



1928-29



1930-31

DPF2829RPH	1928-29, Fiberglass	230.00 ea
A-136-AF	1928-29, Steel	200.00 ea
DPF3031RPH	1930-31, Fiberglass	230.00 ea
A-136-BF	1930-31, Steel	200.00 ea

### 1928-31 Cowl and Dash Parts, cont

#### "Auburn" Style Dash for 1928-31 Roadster & Phaeton

Designed to use an upper dash rail. The front of the original fuel tank must be removed or a replacement cowl top used. Note this can be used in a closed car but there is an ugly style clash with the dash rail.



ADP2829A	1928-29 Dash, Fiberglass	230.00 ea
ADP3031RPH	1930-31 Dash, Fiberglass	230.00 ea
AB-11805-P	Swirled aluminum gauge insert, No holes,	30.00 ea
AB-11805-5H	Swirled aluminum gauge insert, 5 holes	30.00 ea

#### Throttle and Advance Levers on Steering

A-3540-A	1928-29 Throttle or spark rods	30.00 ea
A-3540-B	1930-31 Throttle or spark rods	30.00 ea

#### Choke/Mixture Rod

A-9700-B	1928-29	17.50 pr
A-9700-C	1930-31	17.50 pr

#### 1928-31 Steering Column Bracket Parts

A-3520-ES	Late 1931 Steering column bracket; cast aluminum, mounts below dash rail	65.00 ea
A-3519	Column lower clamp, aluminum	25.00 ea
A-3519-RT	Column clamp screws	5.00 pr
A-3519-RS	Column clamp rubber seal	1.50 ea

#### Light Switch & Horn Rods

1928-31 light switch rods are measured from the keeper groove to the top of tube. The most commonly used are A-3616-B & -H

A-3616-B	1928-29 Ford design, 45 3/4"	165.00 ea
A-3616-C	1929 Gemmer design, 45"	165.00 ea
A-3616-F	1930 Ford design, 45 3/4"	165.00 ea
A-3616-G	1930 Gemmer design, 44 31/32"	165.00 ea
A-3616-H	1930-31 Gemmer design, 45 31/32"	165.00 ea

#### 1928-29 Cowl Windlace Retainer Strip

A-46128	1928-29 Coupe and Tudor Sedan	37.50 ea
---------	-------------------------------	----------

#### Floor Mats

A-35320-B	1928-29 All (brake in front shifter), blk	115.00 ea
A-35320-C	1928-31 All (brake beside shifter), blk	115.00 ea
A-35235	1928-31 Phaeton rear, black	not.avbl
A-50240	1928-31 Cpe/Road rumble, black	60.00 ea
A-55240	1928-31 Tudor rear, black	150.00 ea
AH-1122-A	Floor mat mounting studs, brass, set of 4	15.00 set

#### Gear Shift Parts

A-7213	Gear shift knob, Black	7.50 ea
A-7242-G	Gear shift arm boot, rubber, black	7.50 ea
A-7000-GBTP	Gear shift arm boot trim, stainless	10.00 ea

#### Stock Hand Brake Handles

A-2780-A	Handle, 1928 Early (push button)	80.00 ea
A-2780-B	Handle, 1928-29 (pistol grip)	80.00 ea
A-2780-C	Handle, 1930-31 (push button)	80.00 ea
B-7243	Hand brake boot, rubber, black	7.50 ea
A-7000-EBTP	Hand brake boot trim, stainless	7.50 ea

\* Parts with price listed as "not.avbl" are not known to be available at this time, but are listed for reference.