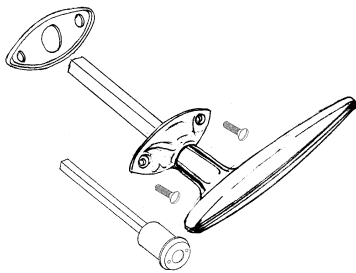


1935-36 Coupes, Roadster, Sedans, Cabriolet Door, Window, Deck Lid, and Interior

Outside Door Handle:

1935 Passenger

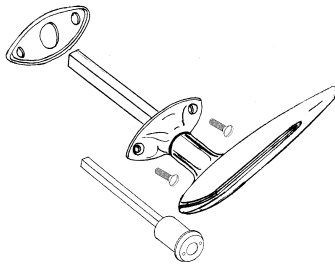
Handles, Die cast, Chrome Plated	
48-702350	not.avbl
Rubber Pads	
48-702356	5.00 pr
Mount screws, stainless 3/4" set of 4	
B-46212-MS	2.50 set
Lock Cylinder, w/flipper over keyhole	
48-702302	45.00 ea



Outside Door Handle:

1936 Standard

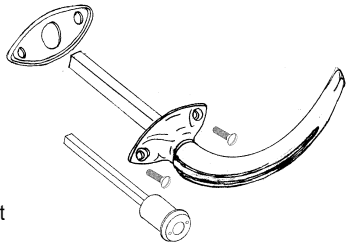
Handles, Die cast, Chrome Plated	
68-702350-A	not.avbl
Rubber Pads	
48-702356	5.00 pr
Mount screws, stainless 3/4" set of 4	
B-46212-MS	2.50 set
Lock Cylinder, w/flipper over keyhole	
48-702302	45.00 ea



Outside Door Handle:

1936 Deluxe,

Handles, Die cast, Chrome Plated	
68-702350-B	50.00 ea
Rubber Pads	
48-702356	5.00 pr
Mount screws, stainless 3/4" set of 4	
B-46212-MS	2.50 set
Lock Cylinder, w/flipper over keyhole	
48-702302	45.00 ea

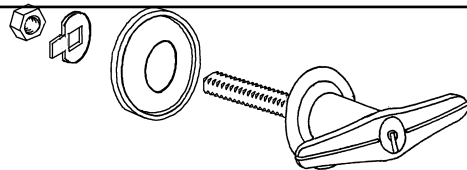


Deck Lid Handle

1935-36

Locking, w/keys, mount outside lid. Die Cast, chrome plated. Will fit 1928-37.

48-702352	Handle	50.00 ea
B-41648	Rubber pad	5.00 ea
A-41606-LW	Lockwasher only	1.00 ea

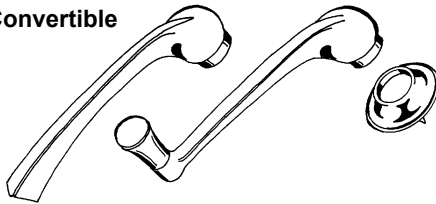


Inside Door Handles

1935 Coupe, Sedan & Convertible

Handles available chrome plated or plastic dipped. Escutcheons available chrome plated or molded plastic.

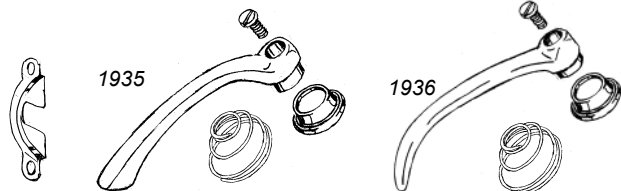
48-702400-S	Inside door handle, chrome plated	12.50 ea
48-702400-G	Inside door handle, gray	15.00 ea
48-702780-S	Window handle, chrome plated	12.50 ea
48-702780-G	Window handle, gray	15.00 ea
A-46250-P	Handle to shaft pin	0.25 ea
48-48139-AC	Escutcheon, chrome plated	10.00 ea
48-48139-PG	Escutcheon, gray	7.50 ea
B-48284	Escutcheon spring (under upholstery)	0.50 ea



Inside Door Handles

1935-36 Roadster & Phaeton

	1935		1936	
48-762200	1935 Handle, Brushed nickle plate			35.00 ea
68-762200	1936 Handle, Chrome plated			35.00 ea
68-48139-BC	Escutcheon, Chrome plated			10.00 ea
B-48284	Escutcheon spring (under upholstery)			0.50 ea
68-7622012-S	Door latch striker escutcheon, chrome steel			30.00 ea

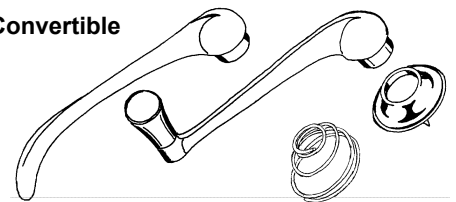


Inside Door Handles

1936 Coupe, Sedan & Convertible

Handles available chrome plated or plastic dipped. Escutcheons available chrome plated or molded plastic.

68-702400-S	Inside door handle, chrome plated	12.50 ea
68-702400-G	Inside door handle, gray	15.00 ea
68-702400-M	Inside door handle, mahogany	not.avbl
68-702780-S	Window riser handle, chrome plated	12.50 ea
68-702780-G	Window riser handle, gray,	15.00 ea
68-702780-M	Window riser handle, mahogany,	15.00 ea
A-46250-P	Handle to shaft pin	0.25 ea
48-48139-AC	Escutcheon, chrome plated	10.00 ea
68-48139-PG	Escutcheon, gray plastic	7.50 ea
68-48139-PR	Escutcheon, red-brown plastic	7.50 ea
B-48284	Escutcheon spring (under upholstery)	0.50 ea



Arm Rest Formers

A-56665-PR	Front door, 1932-48 Passenger	95.00 pr
------------	-------------------------------	----------

Cabriolet and Convertible Window Parts

Top of door:

B-782144	1935 Glass to body & garnish bumper (5")	7.50 ea
48-45983-CA	Late 1935-39 Door window felt (at top of door)	125.00 set
48-762232	1935-48 Glass to window frame setting channel	10.00 ea

Window Glass Frame Roller Rebuild Kit


1932-38 style used 12 small rollers, 1936-1940 style used 4 large rollers.

B-7622218	1932-38	not.avbl
01A-6622218	1936-40 for one window. roller, axle, and pins	100.00 set

* Parts with price listed as "not.avbl" are not known to be available at this time, but are listed for reference.

1935-36 Coupes, Roadster, Sedans, Cabriolet Door, Window, Deck Lid, and Interior, cont

Typical 1935-36 Coupe & Sedan Window Parts



1935-36 Coupe & Sedan Roll-Up Window Felt Kits

Most 1935 have the inside door handle near front of door, Late 1935 and 1936 have with the inside door handle near center of the door. Kits includes all felt lined channels, with clips attached, for both sides of car. Upper felt on the "center" kits are pre-bent single sided felt, and include installation screws and clips. Regulator and glass retaining channels not included.

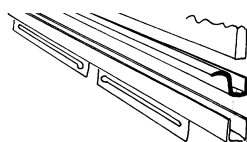
Door Handle:	To front		Near center	
3 Window Coupe	48-45983-3WF	165.00 ea	48-45983-3WC	165.00 ea
Tudor Doors	48-45983-2DF	165.00 ea	48-45983-2DC	165.00 ea
5 Window/Fordor Front	48-45983-5WF	165.00 ea	48-45983-5WC	165.00 ea
Tudor Quarters	48-56786-F	165.00 ea	48-56786-C	165.00 ea
Fordor Rear	48-56791-F	165.00 ea	48-56791-C	165.00 ea
Coupe back window	48-46108	115.00 ea	48-46108	115.00 ea

Window Glass Retaining Channels

48-45962	Door, RF: 5-Window & Fordor	not.avbl
48-45963	Door, LF: 5-Window & Fordor	not.avbl
48-55962	Door, RF: 3-Window & Tudor	not.avbl
48-55963	Door, LF: 3-Window & Tudor	not.avbl
48-56789	Door, RH rear: 1935-36 Fordor	not.avbl
48-56790	Door, LH rear: 1935-36 Fordor	not.avbl
40-702170	Quarter: RH: 1934-40 Tudor	60.00 ea
40-702171	Quarter: LH: 1934-40 Tudor	60.00 ea
48-45962-STUD	Roller and stud for window channels	20.00 pr

Window Glass to Body Seal

Used on "handle to front" cars (with bumpers at window opening bottom). Sets glass into channel. When window is rolled up it is sealed to door or body. 6' length.



B-45968	10.00 ea
---------	----------

Window Glass to Frame Setting Tape

Used on "handle to center" cars. Sets glass into channel.

B-37193-A	all years, 20 ft, 1/32" thick	17.50 ea
B-37193-B	all years, 20 ft, 3/64" thick	17.50 ea
B-37193-C	all years, 20 ft, 1/16" thick	25.00 ea
B-37193-D	all years, 20 ft, 5/64" thick	30.00 ea

Quarter & Back Window Glass Rubber Channels

Quarter & Back Window Seal

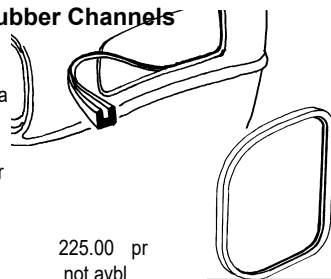
B-704220	10' length	15.00 ea
----------	------------	----------

5-Window Quarter Window Seal

48-704220-S	seamed	20.00 pr
-------------	--------	----------

Fordor Sedan Quarter Window

68-7329904-PR	popout style, 1pc	225.00 pr
78-735130	fixed style, length	not.avbl



Door Hinges: 1935-40 Coupe, Sedan, Roadster, Phaeton & Convertible

Investment cast steel. Hinge pin holes are drilled. Mount holes are not drilled. Cut to length.

Hinge Straps:

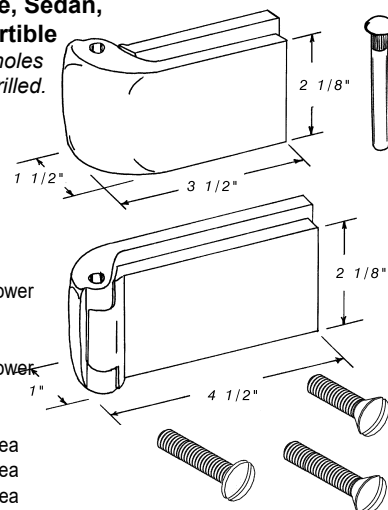
Front door upper (Body)	78-702452-C	75.00 ea
Front door upper (Door)	78-702452-D	75.00 ea
Front door lower (Body)	78-702454-C	75.00 ea
Rear door (35-36 phaeton) upper and lower	78-702454-D	75.00 ea

Hinge Pins

B-46335	Plain	2.50 ea
B-46335-SS	Stainless	5.00 ea
B-46335-XS	SS Xlong	5.00 ea

Mounting Screws

48-35600-MS	1935-36 Passenger, 5/16 x 1 1/4, set of 3	7.50 set
78-35600-MS	1937-40 Coupe & Sedan, 5/16 x 1, set of 3	5.00 set
78-35600-MC	1937-40 Convertible, 5/16 x 1 3/4	5.00 set

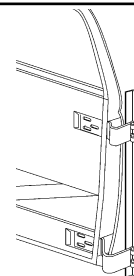


Hidden Door Hinges

1935 Passenger, 1939 Deluxe & 1940 Passenger

Note: These hinges will not work with 1936-38 & 1939 Standard, the door hits the back of the front fender.

Kit includes hinges, hinge boxes, mount plates, and instructions. The lower hinge box protrudes little into the passenger compartment. This is a difficult weld in installation and requires competent body welding and body work skills



48-35600-HH	75.00 set
-------------	-----------

Door Check Arms: 1935-48 Coupe, Sedan, Convertible

Check arms w/bumpers:

4-1/2" long replacement style

48-702828-S	Plain	5.00 pr
81A-702828-SS	Stainless	20.00 ea




Check arm mount brackets to cow/door

A-702828-BKT	Plain	12.50 pr
--------------	-------	----------

Rubber Door Check Straps, "T" Style

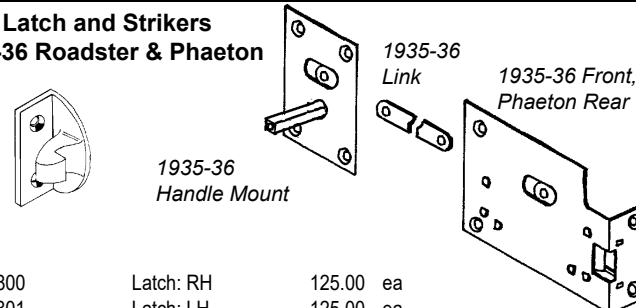
Used on 1935-36 Roadsters and Phaetons

B-162592-T	Check Strap	7.50 ea
B-162592-S	Clamp Bracket	5.00 ea



Door Latch and Strikers

1935-36 Roadster & Phaeton



48-711800	Latch: RH	125.00 ea
48-711801	Latch: LH	125.00 ea
40-711830-SS	Striker, stainless	55.00 pr

* Parts with price listed as "not.avbl" are not known to be available at this time, but are listed for reference.

1935-36 Coupes, Roadster, Sedans, Cabriolet Door, Window, Deck Lid, and Interior, cont

Door Latch: 1935-36 Coupe, Sedan, 1935-36 Cabriolet

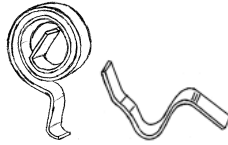
Door Latch:

48-7021812/3 Latches: RH & LH, 1935-36

not.avbl

Latch Repair Springs

68-702267 1935-36 7/8" dia 7.50 ea
78-702267 1936-37 1-1/8" dia 5.00 ea

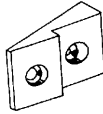


Inside Handle Mount

81A-732412/3-NA Mount w/o link 50.00 pr
B-702268 Inside handle spring 5.00 ea

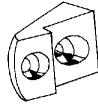
Striker Plate: 5W Coupe & Fordor sedan:

B-46137-A Striker, Plain 15.00 ea
40-702340-SS Striker, Stainless 17.50 ea
48-702336-A Nut plate for striker 17.50 pr



Striker Plate: Tudor sedan, 3 Window Coupe, Club Coupe

48-46137 Plain 10.00 ea
81A-702340-SS Stainless 17.50 ea
48-702336-B Nut plate for striker 17.50 pr
78-7022026 Pad for striker 5.00 pr



Door Latch: 1935-36 Convertible Sedan rear doors

Door latch

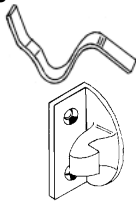
01A-6621800/1 1940, will work on 1935-39 275.00 pr

Inside Handle Mount

81A-732412/3-NA Mount w/o link 50.00 pr
B-702268 Inside handle spring 5.00 ea

Striker

48-742330-SS 1935-39 (will work on 1940) 55.00 pr



Door Bumpers

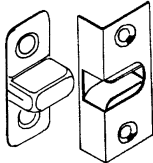
1935-36 Passenger:

B-46440 1.50 ea



Door Dovetails: 1935-36 Roadster & Phaeton

40-712018 Dovetail, stainless 15.00 ea
B-35582-S Dovetail mounting screws not.avbl
B-35576-AS Dovetail socket: Plain 60.00 pr
B-35576-SS Dovetail socket: Stainless 35.00 pr



Door Dovetails:

1935-36 Coupe, Sedan, Convertible

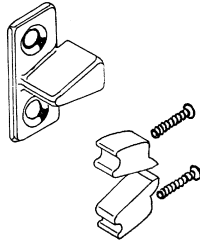
Dovetail:

48-702550-A Dovetail, stainless 15.00 ea
40-702550-S Mounting screws 2.00 set

Dovetail Socket Repair Kit:

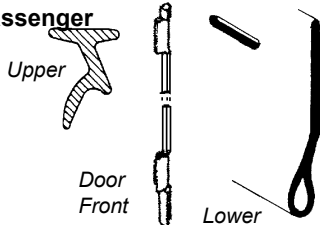
Note: Socket housing is welded into door jamb.

48-702574-RK (metal jaw type 1) 15.00 ea




Doors weather seals: 1935-36 Passenger

Windlacing was the only seal at the back of doors. A sponge rubber seal was glued to the door to seal to the front door jamb. Coupes and sedans use a rubber seal that inserts into a channel in the top of the door. A rubber seal strip was attached under the upholstery at to bottom of door.



48-7043724-AS Upper seal kit: for two doors 10.00 pr
48-701884-S Door jamb seal 27.50 pr
48-701980 Lower seal, 1 used per door 10.00 ea

1935-36 Door Sill Plates



48-7013250-S 3-Window coupe, Tudor sedan, & Cabriolet 350.00 pr
48-7113250-S 5-Window, Roadster, front: Fordor & Phaeton 350.00 pr
48-7313262-S Fordor & Phaeton rear not.avbl
48-7413250-S Convertible sedan front not.avbl
48-7413262-S Convertible sedan rear not.avbl

Trunk Lid Hardware: 1935-36 Roadster, Coupe, Cabriolet

Hinges

cast stainless:

48-713570-AS 400.00 pr

Prop

40-41530 90.00 ea
(1933-34, easy modification to fit 35-36)

Prop shoulder bolt on body:

A-41530-MB 5.00 ea



Made in USA

Trunk Latch:

48-52502 50.00 eal

Trunk Latch Striker, stainless:

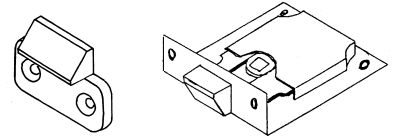
48-713780-B 60.00 ea

Lower Drain Hoses

48-725854 7.50 pr

Deck Lid Seals

48-713450-A 35.00 ea



Rumble Lid Hardware: 1935-36

Hinge Kit: 1935-36

Iron castings, Import

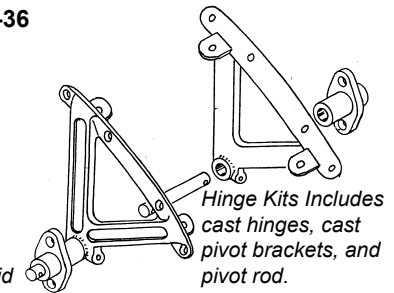
48-713570-S 60.00 set

Hinge Mounting

Reinforcing on Body

Use when converting from trunk lid

B-526898-S 15.00 pr



Hinge Kits Includes cast hinges, cast pivot brackets, and pivot rod.

Stop bracket kit w/rubbers

40-714008-S Stop kit 17.50 set

B-41484 Bumper only 7.50 pr

Latch 1935-36:

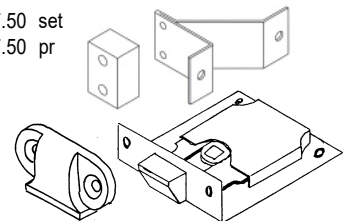
48-52502 50.00 eal

Striker, 1935-36, stainless:

48-713780-E 60.00 ea

Rumble Lid Weather Seal

48-713450-B 30.00 ea



Trunk Lid Hardware: 1935-36 Humpback Sedan

48-706850/1 Hinges, die cast, chrome not.avbl
48-7042707 Hinge to body rubber pad 7.50 set
48-706902/4 Latches, chrome and strikers not.avbl
48-706860 Weather seal 25.00 ea



* Parts with price listed as "not.avbl" are not known to be available at this time, but are listed for reference.