

## Bear Jaw Door Latches

### Bear Jaw Latch and Handle Linkage Diagram

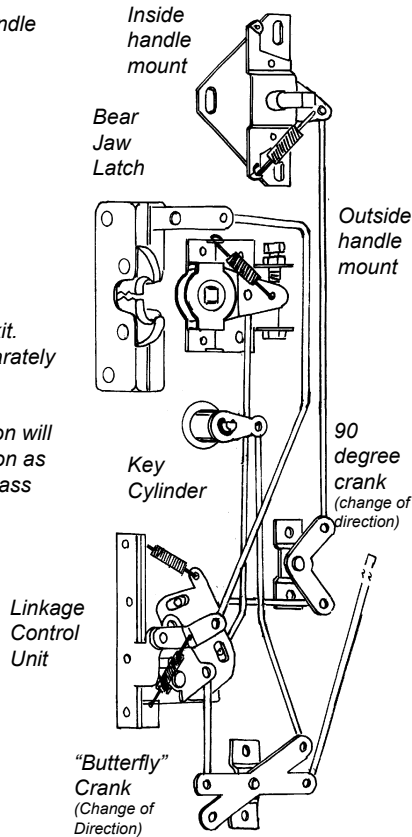
Coupes • Convertibles  
Sedans • Pickups

Allows for:

Outside door handles  
Inside Door Handles  
Inside door lock  
Outside key lock

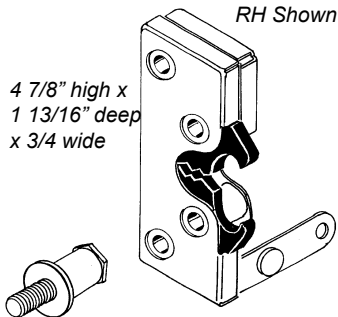
We do not supply as a kit.  
Order components separately

Door handle and latch arrangement and location will vary with each installation as will needs for window glass clearance.



### "Bear Jaw" Double Rotor Door Latches

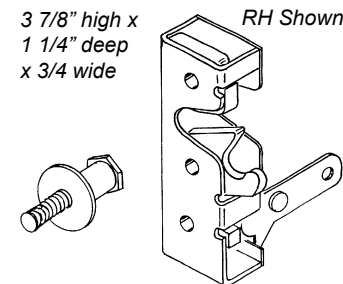
We use these latches on our 1932 3 Window Coupe, 1933-34 Roadster & 1939-40 Convertible bodies. They can be installed on many bodies where window clearance allows. Note that modifications to door and body are required to install these latches.



40-46105-TMR	RH Latch	35.00 ea
40-46105-TML	LH Latch	35.00 ea
40-46105-TMS	Striker	7.50 ea

### "Bear Jaw" Single Rotor Door Latches

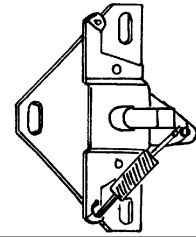
We use these latches (with additional linkage) on our 1932 Roadster (after March 1994) They can be installed on many bodies clearance allows. Note modifications to door and body are required to install these latches.



Y-32RLATCH-R	RH Latch	35.00 ea
Y-32RLATCH-L	LH Latch	35.00 ea
Y-32RLATCH-5	Striker	7.50 ea

### Bear Jaw Latch Linkage: Inside Handle Mount

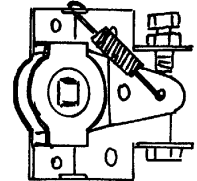
This is designed to mount to the original Ford mount points and accept most 1932-40 inside handles. This mount does NOT have the original Ford "push forward to lock" feature.



B-7021818-IR	RH	100.00 ea
B-7021818-IL	LH	100.00 ea

### Bear Jaw Latch Linkage: Outside Handle Mount

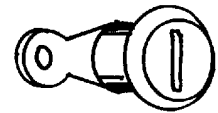
Has fine adjustment screw to set handle at the perfect angle. Moving spring and adjustment screw allows use on RH or LH.



B-7021818-O	75.00 ea
-------------	----------

### Bear Jaw Latch Linkage: Key Cylinders

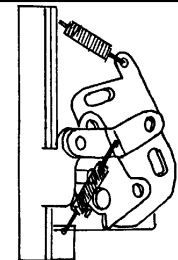
Key cylinders include keys & clips to mount to both door outer panels. 2 lazy cams (1 for each door) are required



B-7021818-KC	Cylinders	27.50 pr
B-7021818-KLC	Lazy cam	10.00 ea

### Bear Jaw Latch Linkage: Linkage Control Unit

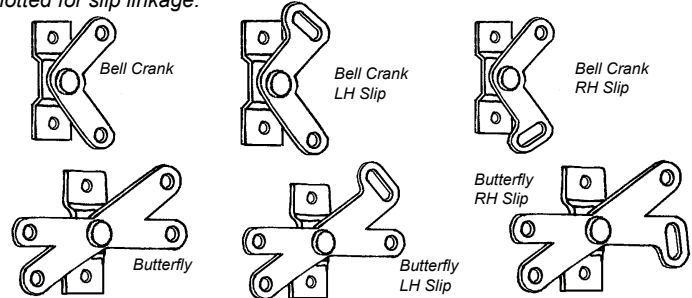
This is the "brains" of the system. The rods to the handles, locks, and latch attach to this. This is where the link to the latch is enabled or disabled.



B-7021818-LCR	RH	100.00 ea
B-7021818-LCL	LH	100.00 ea

### Bear Jaw Latch Linkage: Bellcranks

Change of direction cranks. Each installation will require its own number of cranks. We use the butterfly link for the lock linkage so the key moves the inside lock handle to lock or unlock position. Also available with one hole slotted for slip linkage.



B-7021818-C90	90 degree bellcrank	30.00 ea
B-7021818-CBF	"Butterfly" bellcrank	35.00 ea
B-7021818-C90SL	90 degree bellcrank, 1 hole slotted, "LH"	35.00 ea
B-7021818-C90SR	90 degree bellcrank, 1 hole slotted, "RH"	35.00 ea
B-7021818-CBSL	Butterfly bellcrank, 1 hole slotted, "LH"	35.00 ea
B-7021818-CBSR	Butterfly bellcrank, 1 hole slotted, "LH"	35.00 ea

### Bear Jaw Latch Linkage: Linkage Rods

5/32" rod. Must be cut to length and a 90 degree bend put in end to connect various components. Other bends will be required to clear windows and other components. This one is up to the installer to figure out. The clips hold the rod to each component.

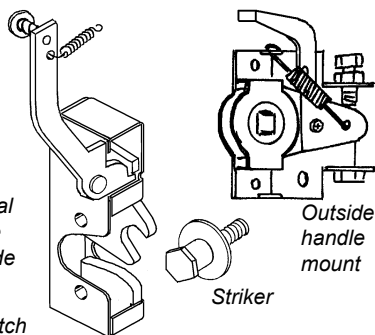
B-7021818-ROD	Rod, 32" length	1.50 ea
B-7021818-RCR	Rod end clip, RH	1.00 ea
B-7021818-RCL	Rod end clip, LH	1.00 ea

\* Parts with price listed as "not.avbl" are not known to be available at this time, but are listed for reference.

## Special Wescott Latches

### Safety "Bear Jaw" Single Rotor Door Latches with 1932 Roadster Handle Linkage

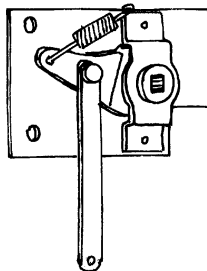
We use these latches on our 1932 Roadster (after March 1994) Special linkage is added to allow use of the original style inside handles. Outside handle mount linkage is optional



Y-32RLATCH-R32	RH Latch w/32 Roadster handle linkage	100.00 ea
Y-32RLATCH-L32	LH Latch w/32 Roadster handle linkage	100.00 ea
Y-32RLATCH-5	Striker	7.50 ea
B-7021818-O	Outside handle mount, RH	75.00 ea
B-7021818-O	Outside handle mount, LH	75.00 ea

### Wescott 1933-34 Roadster: Outside/Inside Handle Linkage

This is the linkage we use on the 1933-34 Roadsters. Note that the inside handle mounts to the outside handle shaft, and that there are no provisions for locking the door.



40-46105-LKR	RH	75.00 ea
40-46105-LKL	LH	75.00 ea

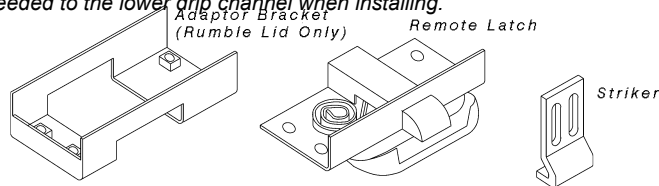
### Special adaptor shaft to use inside handle only

1929-36 roadster latches and Wescott 1933-34 handle linkage.

A-702400-CAS	uses A-702500-C handle	35.00 ea
--------------	------------------------	----------

### Remote Latches for 1928-34 Coupes and Roadsters

On Wescott's Roadster bodies with a remote rumble or trunk latch, we use a 1932 3-Window rumble latch (B-527102) and an adjustable striker (B-52500-RR) on the deck lid. These can be used on most 1928-34 Roadsters and Coupes. When used as a rumble latch the spacer adaptor (B-527103) is welded to the upper drip channel or reinforcing. Trunk lid use requires a lower drip channel with modifications molded in. Some modifications may be needed to the lower drip channel when installing.



#### Latch & striker:

B-527102	Remote latch	27.50 ea
B-52500-RR	Adjustable striker	15.00 ea
B-527103	Adaptor to rumble upper drip rail	15.00 ea

#### Lower drip channels for remote trunk latch, fiberglass:

RDC32R	1928-32 Roadster & 5-Window coupe	200.00 ea
RDC32W3	1932 3-Window coupe	200.00 ea
RDC3334R	1933-34 Roadster & Coupe	200.00 ea

### 1926-27 Seat Platforms, Steel

Seat mounts on platform.

T-121-E	Roadster front seat platform	not.avbl
T-321-E	Coupe front seat platform	not.avbl
T-721-E	Touring front seat platform	not.avbl
<hr/>		
T-457-E	Tudor rear seat platform	not.avbl
T-757-E	Touring rear seat platform	not.avbl

\* Parts with price listed as "not.avbl" are not known to be available at this time, but are listed for reference.