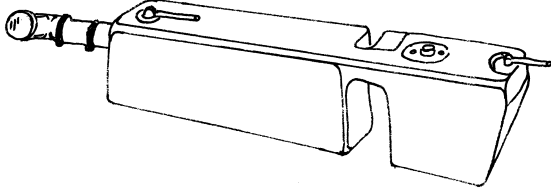


## Fuel Tanks

### 1928-31 Street Rod Saddle Fuel Tanks


Manufactured by "Tanks". Made of strong no-dent polyethylene. Gas fill is through apron, a "push to fill" cap is included. The complete kit includes tanks, mounting brackets and changeover valve. Uses running board bracket to frame bolts for secure mounting.



A-9002-AST	1928-29 (external fill neck)	475.00 set
A-9002-BST	1930-31 (external fill neck)	475.00 set

### 1932 Fuel Tank, Stamped Steel

Nice replacement for street rods. Has original shaped corners on top and bottom, original detail lines and triangular reinforcement plates. Includes bolt in fuel pickup unit with filter screen, vent tube with rollover check valve, and return line.



B-9002-HB	1932 Passenger, stock capacity (appx 11 g)	425.00 ea
B-9002-16	1932 Passenger, extra capacity (16 g)	450.00 ea

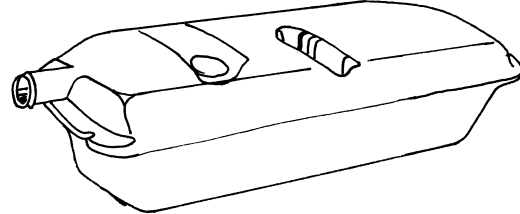
### Steel Gas Tanks, Reproduction style

Stamped steel with original external design. Fuel sender opening accepts aftermarket 6 hole senders or replacement 5 hole senders (original Ford senders will not work). 1933-35 original hydrostatic sender requires an adaptor, included.

40-9002	1933-34 Passenger (except 34 victoria)	275.00 ea
67-9002	1934 Victoria, 1935-37 Pickup	425.00 ea
68-9002	1935-36 Passenger	425.00 ea
78-9002	1937 Passenger	not.avbl
81A-9002	1938-40 Passenger, 1938-41 Pickup	275.00 ea
99A-9002	1939-40 Mercury	not.avbl
11A-9002	1941-48 Passenger	275.00 ea
BAAA-9002	1953-55 Pickup	200.00 ea
B-9002-HB	1956 Pickup	425.00 ea

### 1933-55 Ford Street Rod Fuel Tanks, Polyethylene

Molded polyethylene tanks featuring a center baffel tunnel that minimizes sloshing and forms a no sag bottom. Tanks have a top mount pickup tube. Metal inserts are provided for standard aftermarket (Sun, SW, or Classic) sending units. 1933-34 tanks have 16 gallon capacity, all others 17 gallon. 1933-34 passenger tanks include a non-leak screw on fuel cap. All other tanks require a filler neck. Stock or reproduction filler necks can be used (50-9002-x must use repro neck). 2" dia neck to tank hose is used for 1935-40, 2 1/4" for 1941-48.



40-9002-P	1933-34 Passenger (external fill neck)	250.00 ea
40-9002-PG	1933-34 Passenger hidden fill (includes under apron "push thru fill" gas cap and access lid kit)	not.avbl
50-9002-P	1933-34 Sedan Delivery, 1934 Victoria, 1933-37 Pickups	250.00 ea
48-9002-P	1935-36 Passenger:	250.00 ea
78-9002-P	1937 Passenger:	250.00 ea
81A-9002-P	1938-40 Pass, 1938-41 PU:	280.00 ea
11A-9002-P	1941-48 Passenger, 1939-48 Mercury	250.00 ea
8A-9002-P	1949-51 Passenger	250.00 ea
BAAA-9002-P	1953-55 Pickup	250.00 ea

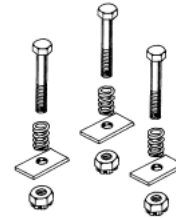
### Universal Fuel Tanks

Steel tanks for non-original mounting locations. Tanks include no leak thread on cap, and "rollover valve"

HR-9270-16	16 gal, 34" x 10" x 11" tall	300.00 ea
HR-9270-18	18 gal, 34" x 10" x 14" tall	300.00 ea

### 1932-40 Fuel Tank to Frame Mounting Kit

Includes 3 ea bolts, springs, and rubber pads.



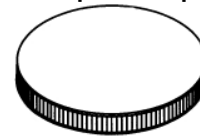
B-9002-MS	10.00 set
-----------	-----------

### 1941-48 Passenger Fuel Tank Mounting Kit

21A-9046-K	Brackets w/cage nuts and pads	65.00 ea
------------	-------------------------------	----------

### 1932-48 Passenger, 1932-50 Pickup Gas Caps

1932-35 gas caps were originally vented, 1936 later non-vented



B-9030-SS	Non-vented, smooth stainless top, non-locking	20.00 ea
B-9030-V8	Non-vented, V8 script stainless top, non-locking	20.00 ea
11C-9030	Vented, smooth stainless top, non-locking	10.00 ea
18-9030-V8	Vented, V8 Script stainless top, non-locking	not.avbl
48-18416	Locking, w/Ford script lock cover, vented	55.00 ea
01A-18416-B	Locking, w/flipper style lock cover, vented	55.00 ea

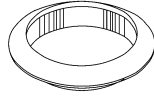
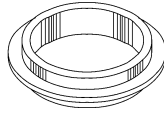
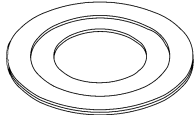
### Gas Caps, 1949-59 Passenger, 1951-70 Pickups

8A-9030	Vented, smooth stainless top, non-locking	10.00 ea
01A-18416-A	Locking, with flipper style lock cover, vented	55.00 ea
8A-18416	Locking, chrome, no lock cover	12.50 ea

\* Parts with price listed as "not.avbl" are not known to be available at this time, but are listed for reference.

## Fuel Tanks

### Gas Filler Neck Rubber Grommets



40-16388	1933-34 Passenger	15.00 ea
40-9080-V	1933-34 Victoria	30.00 ea
48-9080	1935-36 Passenger	7.50 ea
48-9081	1935-37 Sedan Delivery & Station wagon	30.00 ea
68-9080	1936 Convertible sedan	not.avbl
78-9080	1937-38 Passenger	20.00 ea
91A-9080	1939-40 Passenger, 1938-41 Pickup	7.50 ea
21C-9080	1942-47 Pickup	17.50 ea
7C-9080	1948-52 Pickup	22.50 ea
7C-9080-P	1948-52 Panel	35.00 ea
BAAA-9080	1953-55 Pickup	30.00 ea
B6C-9080	1956 Pickup	15.00 ea
BAAA-9080-P	1953-56 Panel	30.00 ea

### Filler Necks, original design, for original or repro tanks

48-9034	1935 Passenger	85.00 ea
78-9034-A	1936 & early 1937 w/threaded sleeve	65.00 ea
78-9034-B	1937 Late Passenger, clamps to hose	40.00 ea
77-9034-A	1937 Pickup	80.00 ea
91A-9034-B	1938-40 Passenger	45.00 ea
81C-9034-B	1938-41 Pickup	70.00 ea
21A-9034-A	1941-48 Passenger	45.00 ea

### Gas fill neck lead washer

46-9051	1935-37 Pickup	12.50 ea
---------	----------------	----------

### Filler Neck to Tank Hoses

H-9047-200	2" diameter, for repro tanks & necks	10.00 ea
H-9047-225	2 1/4" diameter, for repro tanks & necks	10.00 ea
78-9047	1937-40 Passenger, 38-41 Pickup	10.00 ea
81A-9047	1938-40 Station Wagon	20.00 ea
11A-9047-A	1941-48 Passenger, 42-55 Pickup	10.00 ea
11A-9047-B	1941-48 Station Wagon	not.avbl

### Filler Neck Hose Clamps

B-8287-A12	1937-40 Passenger, 38-41 Pickup	7.50 ea
11A-8287-A16	1941-48 Passenger, 42-55 Pickup	5.00 ea

### Fuel Gauge Sending Units, Original Style

*Original bolt pattern. 1935-55 are 6 volt, use in 12 volt system requires voltage drop. These are resistance type senders and while they should show full and empty correctly with original gauges intermediate readings will vary from the original vibrator coil type sending units.*

*May not be compatible with aftermarket gauges, check with gauge manufacturer.*

01A-9275-6V	1935-55 Passenger, 1935-47 Pickup	40.00 ea
7C-9275-6V	1948-52 Pickup	40.00 ea
BAAA-9275-6V	1953-55 Pickup	40.00 ea
B6C-9275	1956 Pickup; 12 v	40.00 ea

### Fuel Gauge Gasket

68-9276-N	1936-56, neoprene	2.50 ea
-----------	-------------------	---------

### Important note:

#### Gas Gauges and Sending Units

*Original Ford 1932-35 used a hydrostatic fuel gauge with sending unit and combined fuel pickup with a 6 on 2" screw pattern*

*Original Ford 1936-56 used an electric fuel gauge with sending unit on a 6 on 2-3/4" screw pattern, and require an adaptor to fit an aftermarket tank.*

*Most aftermarket fuel gauges use a 5 on 2-3/4" screw pattern, and require an adaptor or tank modification to fit an original tank.*

*Gauges and sending units are usually NOT COMPATIBLE between manufactures. ie, Ford works with Ford only, GM with GM only, Specific aftermarket with specific aftermarket only. Check with the aftermarket gauge manufacturer for sending unit compatibility.*

\* Parts with price listed as "not.avbl" are not known to be available at this time, but are listed for reference.