



1930-31 5 Window Coupe body

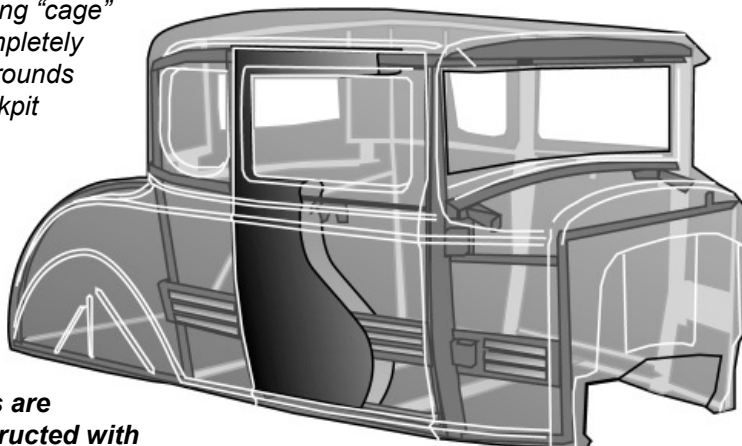
Fits Original or
Reproduction
1928-31 Frames



1931 5-Window
Coupe Body

Built-in internal steel for safety & strength

Fabricated box tubing "cage" completely surrounds cockpit



Doors are constructed with two fiberglass panels encasing



Upper shoulder harness mounts above & behind door. Seat belt mounts at floor crossmember

Designed for windshield wipers

Reinforcing under dash doubles as defroster plenum

Hardware mount tabs provided on steel framework to protect stress areas:

- Door hinge mounts
- Door latch mounts
- Door handle mount tabs
- Trunk hinge mounts
- Wiper motor mounts
- Steering column mounts
- Seat belt mounts

Cross-bracing of cowl and quarter panels, plus solid hinge mounts, creates exceptional rigidity and door alignment control

Steel side rail reinforcement from cowl to rear of cockpit

'31 5-Window
Wescott Body
Owned by Dave Welt
Belleville, MI



Wescott Quality Fiberglass, Steel Reinforced
Wescott uses high quality, hand laminated fiberglass and extensive steel reinforcement to make a strong, straight and clean fitting body. Most of the original body lines have been retained. All doors and deck lid come installed, and open and close solidly.

Modifications:

The top has the original opening filled and is chopped 2". (Drip rails are installed.) The original small reveals on the back of the top above the trunk lid have been removed. The cowl top is filled and is molded with the rest of the body. (Radiator rod brackets are installed.)

Doors

Doors are fitted and installed on the body with hinges, latches, and striker plates. Bear jaw type door latches are used. Inside handle mounts, for 1932-38 square shaft type handles, are installed. A lockout linkage allows inside handle to be locked. Garnish moldings for the door window bottoms, the door tops, the quarter windows, the back window, and the windshield sides are included with the body.

The body is available with a smooth (no outside handle setup) or at extra cost, setup for outside handles. The setup for outside handles includes mounts and linkage for the handles and key locks on both doors. Doors can be locked or unlocked from the inside or outside of the body. Key locks are included, outside handles are not included, (non locking) original or reproduction handles may be used.

Hidden hinges are standard. Wescott hidden hinges are specially designed for our 1931 5-Window body and only protrude minimally (about 1/4") inside the door posts at the bottom only. Many hidden hinge applications cause the door to droop when open. The drop of the back of the door with our hinge design is only about 1" at full opening.

Easy Window Installation

The internal design of the doors allow snap in installation of the stock type window felt. Provisions are also made inside the doors for installing stock type window regulators or Juliano's cable drive electric window mechanism. We will (for extra charge) install powered windows with tempered glass.

Dash

A 1932 style flat dash is installed in the body.



Trunk Lid

The deck lid is fitted and mounted as a trunk lid with the hinges, latch, striker, and rubber bumpers installed. A remote operated type deck latch is installed. Operating cables or linkage is not supplied. Trunk hinges are Wescott designed high lift style for ease of opening and adjustment. All drip channels are installed on the body around the deck lid opening.

Windshield

The steel reinforcing under the dash is designed to double as a defroster plenum. The body is designed to accept a chopped original type windshield frame. Swing arm studs are installed on the body. The windshield header structure is designed for the Specialty Power Windows cable drive wiper motor kit, mounting the motor behind the seat. We will (for extra charge) supply and install this kit.

Recessed Firewall

The Wescott recessed firewall is molded using a fire retardant resin. This recessed firewall is a minimum recess design for small block Chevy V8's, with a 1 1/2" recess on the left side, 2 1/2" on the right side, and 4" in the center. This will leave more legroom than any other recessed firewall and still allow a HEI distributor to be used.

Options and Pricing

1931 5 Window Coupe Body	base 15000.00
Please specify options when ordering.	
L. Door Handle: No outside handle setup, or with linkage and key locks	std. 200.00
Model A Fender Package*	1575.00
1 pr Front fenders (fiberglass)	
1 pr Side splash aprons (fiberglass)	
1 pr Rear fenders (fiberglass)	
31C Manual Door Windows (installed)*	765.00
31C Power Door Windows (installed)*	1060.00
1 pr Door window glass, tempered	
1 Window felt kit	
1 pr Window regulators	
31C Quarter Glass (not installed)*	275.00
1 pr Quarter glass, tempered	
31C Manual Back Window (installed)*	645.00
31C Power Back Window (installed)*	810.00
1 Rear window regulator	
1 Glass (for power window), tempered	
1 Window felt	
31C Fixed Back Glass (not installed)*	140.00
1 Back glass, tempered	
Power Wiper Package (Installed)*	550.00
1 Wiper motor (2 speed + intermittent).	

* Package price applies if ordered with body
* Specify glass color: clear, grey tint, green tint)