


Horns and Brackets

1928-31 Aooaga Horn



| | | |
|------------|--|-----------|
| A-13802-12 | Reproduction of "Sparton" horn, 12 volt | 350.00 ea |
| A-13805 | Bracket, 1928-31 Passenger, 28-34 Pickup | 5.00 ea |

1932

Horn Bracket For aooaga type horn only



| | |
|---------|----------|
| B-13805 | 25.00 ea |
|---------|----------|

1933-34 Passenger

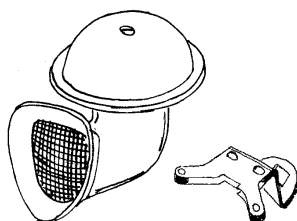
Horn:

Chrome plated bell and top cover., 12v

| | | |
|--------------|----|-----------|
| 40-13802-12 | RH | 135.00 ea |
| 40-13802-12L | LH | 135.00 ea |

Horn Bracket:

| | | |
|----------|----|----------|
| 40-13830 | RH | 22.50 ea |
| 40-13831 | LH | 22.50 ea |



1935 Passenger, 1935-36 Pickup

Horn

Chrome plated bell and top cover. 12v

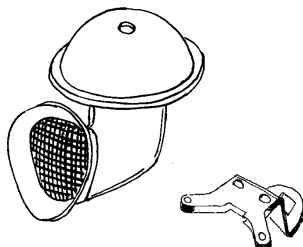
| | | |
|--------------|-------------|-----------|
| 48-13802-12 | RH, 12 volt | 135.00 ea |
| 48-13802-12L | LH, 12 volt | 135.00 ea |

1935 Passenger Bracket

| | | |
|----------|----|----------|
| 48-13830 | RH | 22.50 ea |
| 48-13831 | LH | 22.50 ea |

1935-37 Pickup Bracket

| | | |
|----------|----|----------|
| 50-13830 | RH | 22.50 ea |
| 50-13831 | LH | 22.50 ea |



1936 Passenger

| | | |
|----------|------------------|----------|
| 68-13830 | Horn bracket, RH | 45.00 ea |
| 68-13831 | Horn bracket, LH | 45.00 ea |

1932-40 Horn Bracket Repair Kits

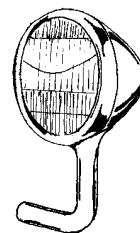
(Except 1932 Aooaga)

| | | |
|-----------|----------------------------|----------|
| B-13829-S | 4 spring plates & 2 rivets | 10.00 ea |
|-----------|----------------------------|----------|

Cowl Lights

1928-29 Cowl Lights

Stainless steel body with chrome arms.
Includes lenses, bulbs, and wiring.



Uses single filament bulbs:

| | |
|-----------|-----------|
| A-13302-A | 165.00 pr |
|-----------|-----------|

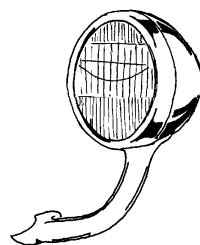
Uses dual filament bulbs

for park lite / turn signal combination:

| | |
|------------|-----------|
| A-13302-AT | 180.00 pr |
|------------|-----------|

1930-31 Cowl Lights

Stainless steel body with chrome arms.
Includes lenses, bulbs, and wiring.



Uses single filament bulbs (stock)

| | |
|------------|-----------|
| A-13302-ES | 140.00 pr |
|------------|-----------|

Uses dual filament bulbs

for park lite / turn signal combination

| | |
|------------|-----------|
| A-13302-ET | 150.00 pr |
|------------|-----------|

1930-31 Cowl Light Mounting Wood Blocks

Fits between outer body skin and inner cowl reinforcement.

| | | |
|---------|--------------------|----------|
| A-13318 | 1930-31 All models | 12.50 pr |
|---------|--------------------|----------|

1932 Cowl Lights

Stainless steel body with chrome arms.

Uses single filament bulbs (stock)

| | |
|-----------|-----------|
| B-13302-S | 115.00 pr |
|-----------|-----------|

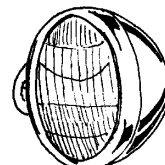
Uses dual filament bulbs

for park lite / turn signal combination

| | |
|-----------|-----------|
| B-13302-T | 115.00 pr |
|-----------|-----------|

Cowl Light to Body Rubber Pads

| | | |
|-----------|---------------------|----------|
| B-13324-A | All except 3-Window | 10.00 pr |
| B-13324-B | 3-Window coupe | 10.00 pr |



1933-34 Cowl Lights

Stainless steel body with chrome arms.

Uses single filament bulbs (stock)

| | |
|------------|-----------|
| 40-13302-S | 115.00 pr |
|------------|-----------|

Uses dual filament bulbs

for park lite / turn signal combination

| | |
|------------|-----------|
| 40-13302-T | 115.00 pr |
|------------|-----------|

Cowl Light to Body Rubber Pads

| | |
|----------|---------|
| 40-13324 | 2.50 pr |
|----------|---------|



Cowl Light Dual Filament Bulb Conversion Kits

Includes reflectors, 12V bulbs, and wiring.

| | | |
|--------------|--------------------------------------|----------|
| A-13303-TSA | 1928-29, Converts 1 pair lights | 40.00 pr |
| A-13303-TS | 1930-31, Converts 1 pair lights | 32.50 pr |
| B-13303-TS | 1932, Converts 1 pair lights | 40.00 pr |
| 40-13303-TS | 1933-34, Converts 1 pair lights | 40.00 pr |
| HR-13465-12V | Small globe, dual filament, 12v bulb | 2.00 ea |

* Parts with price listed as "not.avbl" are not known to be available at this time, but are listed for reference.

Dome Lights

Round Dome Light Assemblies

The dome light assemblies are the round style used on Coupes and Tudor. Chrome rings, glass lens, and wiring socket.



| | | |
|------------|---------------------------|----------|
| A-13371 | 1928-48 w/o switch | 45.00 ea |
| A-13371-SW | 1932-48 w/switch on light | 50.00 ea |

Dome Light Switches & Cover Plates

| | | |
|------------|---|----------|
| A-13752-RE | 1928-34 Switch only; <i>switch can also be used on 1935-41</i> | 10.00 ea |
| A-13770 | 1928-34 Cover plate only | 5.00 ea |

1937-40 Oval Dome Light

| | | |
|-------------|--------------------------------------|----------|
| 01A-13779-C | With chrome rim | 40.00 ea |
| 81A-13783 | Replacement lens only, white plastic | 7.50 ea |

1953-56 Pickup Dome Lights

| | | |
|--------------|-------------------------|----------|
| BAAA-13786-C | Dome light w/chrome rim | 35.00 ea |
| BAAA-13783 | Dome light lens only | 10.00 ea |

1929-31 Taillights

* Parts with price listed as "not.avbl" are not known to be available at this time, but are listed for reference.