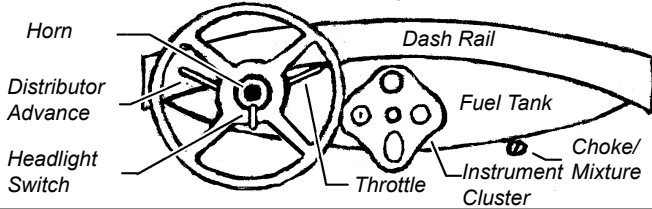


1928-31 Cowl and Dash Parts

Typical Model A Dash and Control Layout



1930-31 Cowl Band

Cowl Band:

Stainless Steel
This is an excellent quality, good fitting, cowl band.

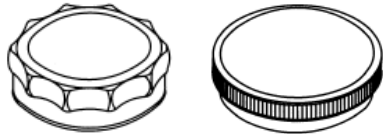
A-140298 85.00 ea

Cowl band mounting clip

used on 1930 cars

A-140299-CL 5.00 pr

Model A Gas Caps



A-9030-A	1928-29 Gas cap, chrome plated	17.50 ea
A-9030-C	1930-31 Gas cap, chrome plated	27.50 ea
A-9020	1928-31 Gas filler screen	12.50 ea

Gas Tank to Cowl Welt

A-9000-W 1930-31 All models 7.50 ea

Gas Tank (Cowl Top) Mounting Bolts


A-9002-MA	1928-29 Gas tank to firewall	4.00 set
A-9002-MB	1930-31 Gas tank to firewall	2.00 set
A-9003-MB	1930-31 Gas tank to inner dash	2.50 set
A-35266-AR	1928-29 Gas tank side clamps	5.00 ea
A-35266-B	1930-31 Gas tank side clamps	5.00 ea

Firewall Grommet Sets

A-14600-AS	1928-31 firewall grommet set	7.50 set
A-14600-BS	Late 1931 firewall grommet set	12.50 set


1928-31 Cowl and Dash Parts

1928-29 Dash Upper Finish Rail



DFR2829R	Roadster, Roadster PU, Phaeton, 'glass	135.00 ea
A-35355-A	Roadster, Roadster PU, Phaeton, steel	45.00 ea
DFR2829CS	Coupe & Tudor Sedan, fiberglass	135.00 ea

1930-31 Dash Upper Finish Rail



DFR3031R	Roadster, Roadster PU, Phaeton, 'glass	300.00 ea
A-35355-B	Roadster, Roadster PU, Phaeton, steel	325.00 ea
DFR3031CS	Coupe, Tudor, Closed Pickup, 'glass	135.00 ea
DFR3031V	Victoria, slant windshield fordor/cabriolet, 'glass	135.00 ea

Dash Rail Screws

AH-1108-C	1928-31, Chrome plated	1.50 set
AH-1108-S	1928-31, Stainless steel	2.00 set

"Stock Type" Dash Face Panels,

Fiberglass

Designed to use an upper dash rail. The front of the original fuel tank must be removed or a replacement cowl top used.



1928-29



1930-31

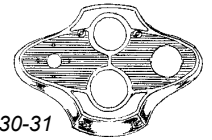
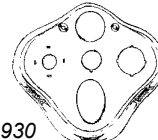


DPS2829A	1928-29 All Models, Stock style	160.00 ea
DPS2829F	1928-29 All Models, Filled style	160.00 ea
DPS3031A	Late 1930-31 All Models, Stock style	160.00 ea
DPS3031F	1930-31 All Models, Filled style	160.00 ea

Instrument Panels, Original Style

Chrome Plated

	<i>1928-Early 1930</i>	<i>Late 1930-31</i>	
A-11805-A	1928-30, Oval speedometer		55.00 ea
A-11805-E	1930-31, Round speedometer		55.00 ea



1928-31 Dash Lights

A-13708-AR	1928-30, Mounts in center of panel; pop out type, chrome plated	25.00 ea
A-13708-B	1930-31 Closed, dash rail mount	25.00 ea
A-13708-C	1930-31 Open, dash rail mount	25.00 ea

* Parts with price listed as "not.avbl" are not known to be available at this time, but are listed for reference.


1928-31 Cowl and Dash Parts, cont

1928-31 Original Gas Gauges


A-9312	Gas gauge assembly, complete w/gaskets	40.00	ea
A-9320-S	Gas gauge rebuild kit; (gaskets, float, & lens.)	not.avbl	
A-9312-C	Gas gauge float	5.00	ea
A-9321/23-N	Gas gauge gaskets (3), neoprene	2.50	set
A-9323-M	Gas gauge lens	1.50	ea
A-9325	Gas gauge face plate on dash	5.00	ea
A-9326	Gas gauge inner nut	7.50	ea
A-9330	Gas gauge outer nut	7.50	ea
A-9300-WS	Gas gauge nut wrench set, aluminum	7.50	set

1932 Style Dash Panels for 1928-31 Coupes & Sedans


Fiberglass flat style dash with the dash rail molded in. There is room in the outside corners for the common 2 7/8" air conditioning outlets.



1928-29 Coupe & Tudor



1930-31 Coupe, Tudor Pickup



1930-31 Victoria
1931 Fordor & Cabriolet

DPF2829CS2	1928-29 Coupe & Tudor	200.00	ea
DPF3031CS2	1930-31 Coupe, Tudor, & Pickup	200.00	ea
DPF3031VF2	1930-31 Victoria	200.00	ea
	1931 Slant Windshield Fordor & Cabriolet		

1932 Style Dash Panel Roadsters & Phaetons

Designed to use an upper dash rail. The front of the original fuel tank must be removed or a replacement cowl top used. Note this can be used in a closed car but there is an ugly style clash with the dash rail.



1928-29




1930-31

DPF2829RPH	1928-29, Fiberglass	165.00	ea
A-136-AF	1928-29, Steel	150.00	ea
DPF3031RPH	1930-31, Fiberglass	165.00	ea
A-136-BF	1930-31, Steel	150.00	ea

1928-31 Cowl and Dash Parts, cont

"Auburn" Style Dash for 1928-31 Roadster & Phaeton

Designed to use an upper dash rail. The front of the original fuel tank must be removed or a replacement cowl top used. Note this can be used in a closed car but there is an ugly style clash with the dash rail.



ADP2829A	1928-29 Dash, Fiberglass	190.00	ea
ADP3031RPH	1930-31 Dash, Fiberglass	190.00	ea
AB-11805-P	Swirled aluminum gauge insert, No holes,	30.00	ea
AB-11805-5H	Swirled aluminum gauge insert, 5 holes	30.00	ea

Throttle and Advance Levers on Steering

A-3540-A	1928-29 Throttle or spark rods	25.00	ea
A-3540-B	1930-31 Throttle or spark rods	25.00	ea

Choke/Mixture Rod

A-9700-B	1928-29	12.50	pr
A-9700-C	1930-31	12.50	pr

1928-31 Steering Column Bracket Parts

A-3520-ES	Late 1931 Steering column bracket; cast aluminum, mounts below dash rail	35.00	ea
A-3519	Column lower clamp, aluminum	10.00	ea
A-3519-RT	Column clamp screws	1.50	pr
A-3519-RS	Column clamp rubber seal	1.00	ea

Light Switch & Horn Rods

1928-31 light switch rods are measured from the keeper groove to the top of tube. The most commonly used are A-3616-B & -H

A-3616-B	1928-29 Ford design, 45 3/4"	95.00	ea
A-3616-C	1929 Gemmer design, 45"	95.00	ea
A-3616-F	1930 Ford design, 45 3/4"	95.00	ea
A-3616-G	1930 Gemmer design, 44 31/32"	95.00	ea
A-3616-H	1930-31 Gemmer design, 45 31/32"	95.00	ea

1928-29 Cowl Windlace Retainer Strip

A-46128	1928-29 Coupe and Tudor Sedan	22.50	ea
---------	-------------------------------	-------	----

Floor Mats

A-35320-B	1928-29 All (brake in front shifter), blk	75.00	ea
A-35320-C	1928-31 All (brake beside shifter), blk	65.00	ea
A-35235	1928-31 Phaeton rear, black	not.avbl	
A-50240	1928-31 Cpe/Road rumble, black	45.00	ea
A-55240	1928-31 Tudor rear, black	65.00	ea
AH-1122-A	Floor mat mounting studs, brass, set of 4	7.50	set

Gear Shift Parts

A-7213	Gear shift knob, Black	5.00	ea
A-7242-G	Gear shift arm boot, rubber, black	5.00	ea
A-7000-GBTP	Gear shift arm boot trim, stainless	10.00	ea

Stock Hand Brake Handles

A-2780-A	Handle, 1928 Early (push button)	80.00	ea
A-2780-B	Handle, 1928-29 (pistol grip)	80.00	ea
A-2780-C	Handle, 1930-31 (push button)	80.00	ea
B-7243	Hand brake boot, rubber, black	5.00	ea
A-7000-EBTP	Hand brake boot trim, stainless	7.50	ea

* Parts with price listed as "not.avbl" are not known to be available at this time, but are listed for reference.


Accessories and Custom Knobs

Cowl Side Antennas

B-18813-U A neat early day accessory style 40.00 ea

Auburn Style Instrument Panel

*Will fit most flat dash panels
Fiberglass*




ADI2832I 100.00 ea

So-Cal Custom Dash Knobs

Aluminum

HR-9270 "Hot Rod" 12.50 ea
HR-9270-M "Mercury" 12.50 ea



Custom Dash Knobs, Iddit Style

*Specify: brushed aluminum (-B) or
polished aluminum (-P) or
Chrome (-C) or black powder coated (-K)*



Mount	Brushed or Polished	Chrome or Black
3/16" bore (set screw)	CH50-I5300-B/P 8.00 ea	CH50-I5300-C/K 10.00 ea
1/4" bore (set screw)	CH50-I5310-B/P 8.00 ea	CH50-I5310-C/K 10.00 ea
10-24 stud	CH50-I5320-B/P 8.00 ea	CH50-I5320-C/K 10.00 ea
10-32 stud	CH50-I5330-B/P 8.00 ea	CH50-I5330-C/K 10.00 ea

Custom Dash Knobs,

"Deco" or "Retro" Style

Mount	"Deco" polished aluminum
3/16" bore (set screw)	CH50-I5300-D 10.00 ea
1/4" bore (set screw)	CH50-I5310-D 10.00 ea
10-24 stud	CH50-I5320-D 10.00 ea
10-32 stud	CH50-I5330-D 10.00 ea



Custom Emblems

Chrome Plated

"Hotrod"
H-16606-H 7.50 ea

"Streetrod"
H-16606-S 7.50 ea



* Parts with price listed as "not.avbl" are not known to be available at this time, but are listed for reference.