

## 1926-31 Coupe, Sedan, Victoria, Cabriolet and Pickup Windshield and Top

### Windshield Group: 1926-27

#### Visor Frame

(open, cover with top fabric)  
T-45499 100.00 ea

#### Windshield Header

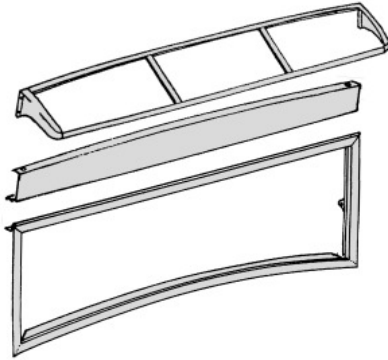
Open Back (wood frame body)  
T-370 90.00 ea

Boxed back (steel frame body)  
T-370-B not.avbl

#### Windshield Frame Kit

Extruded aluminum. Includes top hinge, frame to body gasket, and swing arm mount brackets.

T-45410 Unpolished 400.00 ea  
T-45410-P Polished 500.00 ea



### Windshield Group: 1928-29 Coupe & Tudor

#### Top to Visor Filler

Fiberglass  
BWO2829UV 135.00 ea

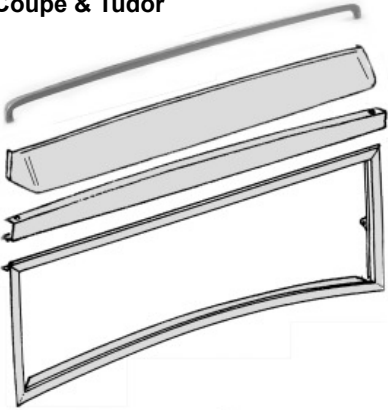
Visor, steel  
A-45499-AR 75.00 ea

Header, steel  
A-370-A 90.00 ea

#### Windshield Frame Kit

Excellent quality extruded aluminum. Includes the top hinge, the frame to body gasket, and brackets for mounting swing arms.

A-45410-A Unpolished 300.00 ea  
A-45410-AP Polished 500.00 ea



### Windshield Group: 1928-29 Pickup

#### Visor Frame, steel

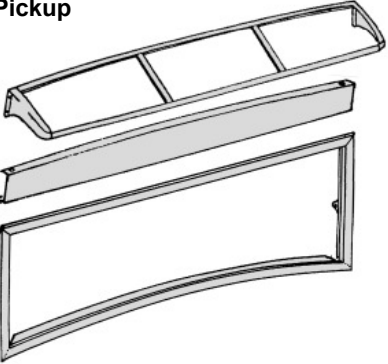
(frame only, cover with top fabric)  
T-45499 100.00 ea

Header, steel  
A-870-A 90.00 ea

#### Windshield Frame Kit

Excellent quality extruded aluminum. Includes the top hinge, the frame to body gasket, and brackets for mounting swing arms.

A-45410-A Unpolished 350.00 ea  
A-45410-AP Polished 500.00 ea



### Windshield Group: 1930-31 Coupe, Tudor, Pickup 1930 Cabriolet and Fordor

A-45499-B Visor, steel 145.00 ea  
BWO3031V Visor, fiberglass 165.00 ea

A-171-B Header cover, 2" tall, coupes, steel 85.00 ea

A-471-B Header cover, 3" tall, tudor & pickup, steel 85.00 ea

BWO3031USW Header cover, Station wagon, fiberglass 190.00 ea

#### Windshield Frame Kit

Excellent quality extruded aluminum. Includes the top hinge, the frame to body gasket, and brackets for mounting swing arms.

#### Unpolished

A-45410-B 350.00 ea

#### Polished

A-45410-BP 500.00 ea

#### Cowl to Windshield Filler

Fiberglass  
BWO3031L 135.00 ea



### Windshield Group: 1930-31 Victoria

#### 1931 Slant Fordor & Cabriolet

#### Windshield Frame Kit

Excellent quality extruded aluminum. Includes the top hinge, the frame to body gasket, and brackets for mounting swing arms.

Unpolished  
A-45410-E 350.00 ea

Polished  
A-45410-EP 525.00 ea

#### Cowl to Windshield Filler

BWO3031LV fiberglass 135.00 ea



#### Windshield Glass to Frame Setting Tape

B-37193-A All years, 20 ft, 1/32" thick 9.00 ea  
B-37193-B All years, 20 ft, 3/64" thick 9.00 ea  
B-37193-C All years, 20 ft, 1/16" thick 14.00 ea  
B-37193-D All years, 20 ft, 5/64" thick 12.50 ea

#### Windshield Frame to Body Seal, Rubber

A-45504 Sides and bottom seal, fit steel frames 7.50 ea  
A-79501 Sides and bottom seal, fit aluminum frames 7.50 ea  
A-79550 Windshield Frame to Header Seal, Rubber 5.00 ea

#### Windshield Frame to Body Screw Sets

A-45410-MA 1928-29 Closed car & Pickup 2.50 set  
A-45410-MB 1930-31 Closed car & Pickup 2.00 set

#### Windshield Frame Screws

These hold the windshield halves together. New screws should be used when windshield glass is replaced.

A-45410-IS 1926-31 Closed car, 1928-34 Pickup, set of 4 2.00 set

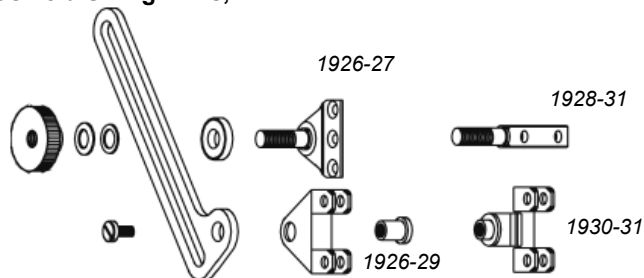
#### Traffic signal finder prism

A-18300 Any year 7.50 ea

\* Parts with price listed as "not.avbl" are not known to be available at this time, but are listed for reference.

## 1926-31 Coupe, Sedan, Victoria, Cabriolet and Pickup Windshield and Top, cont

### Windshield Swing Arms,



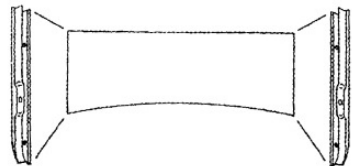
A-45463-BS	Swing arms, stock height, chrome	12.50 pr
A-45463-CS	Swing arms, 2" chop, stainless	60.00 pr
A-45482-S	Knobs, chrome	17.50 pr
A-45477-S	Clamp Washers, Chrome w/fiber insert	5.00 pr
A-45483	Spring Washers	3.00 pr
A-45471-A	Mt bkt on frame, 1926-29	10.00 ea
A-45471-B	Mt bkt on frame, 1930-31 Coupe/Tudor/PU	10.00 ea
A-45471-E	Mt bkt on frame, 1930-31 Victoria/4d	20.00 ea
A-45475-S	Mounting Screw to Bracket with sleeve nut	2.50 pr
T-45439	Stud on body, 1926-27	not.avbl
A-45439	Stud to body, 1928-31	not.avbl

### Closed Car Windshield Windwing Brackets, Chrome

*Mounts to door on any straight windshield car.*

A-18200-C	1926-31 All Closed Cars	75.00 ea
-----------	-------------------------	----------

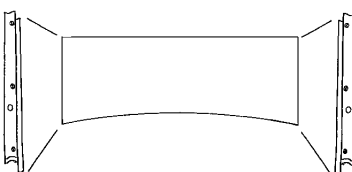
### 1928-29 Coupe & Tudor Windshield Side Garnish Moldings



Stamped steel, plain

A-46106-AS	40.00 pr
------------	----------

### 1930-31 Coupe, Tudor, Pickup Windshield Side Garnish Moldings



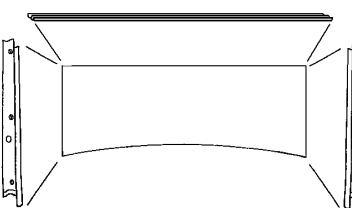
Stamped steel, plain

A-46106-BS	45.00 pr
------------	----------

Stamped stainless steel

A-46106-BSS	55.00 pr
-------------	----------

### 1930-31 Victoria, 1931 Fordor Windshield Garnish Moldings



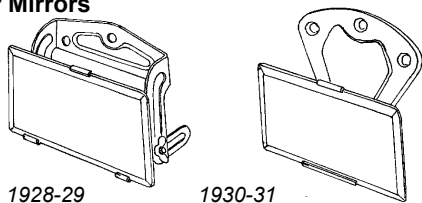
Upholstery Retainer  
Above Windshield

A-542	155.00 ea
-------	-----------

Side Garnish Moldings:

A-41606-V	85.00 pr
-----------	----------

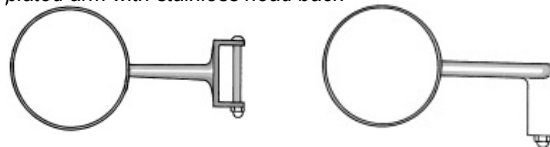
### Windshield Center Mirrors



A-17682-A	1926-29 Closed & Cabriolet w/black bracket	27.50 ea
A-17682-B	1930-31 Closed & Cabriolet w/black bracket	40.00 ea
A-17682-C	1930-31 Closed & Cabriolet w/chrome bracket	45.00 ea

### Door Hinge Mirrors

*Chrome plated arm with stainless head back*



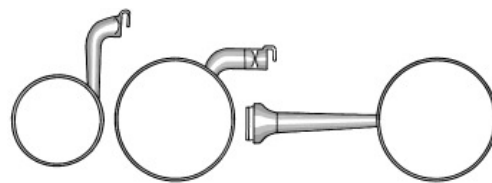
A-17741-AR	1926-29 Coupe, Sedan, & Pickup, RH or LH	45.00 ea
A-17741-BR	1930-31 Coupe, Sedan, & Pickup, RH	45.00 ea
A-17741-BL	1930-31 Coupe, Sedan, & Pickup, LH	45.00 ea

### Replacement Mirror Head

B-17741-MH	Replacement head with flat glass	22.50 ea
B-17741-MHC	Replacement head with convex glass	20.00 ea

### Peep Mirrors,

*Chrome Plated  
Clamps to edge  
of door.*



78-18414-PR	3" dia, angled arm, RH	27.50 ea
78-18414-PL	3" dia, angled arm, LH	27.50 ea
B-18414-R	4" dia, angled arm, RH	27.50 ea
B-18414-L	4" dia, angled arm, LH	27.50 ea
A-17741-U	4" dia, straight arm, RH or LH	27.50 ea

### Swan Neck Mirror

*4"chrome head, 6"curved aluminum arm with teardrop base. Mounts with thru bolt into cowl or door panel.*

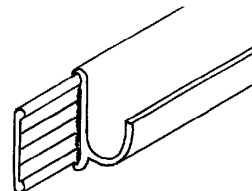
HR-18402/3-S	Curve neck mirrors	70.00 pr
--------------	--------------------	----------

### Closed Car Top Material, Vinyl

A-700666	Black long grain vinyl, 65"wide	7.50 ft
----------	---------------------------------	---------

### 1928-31 Tudor Sedan, 1928-29 Coupe Top Rain Gutters

*Two-piece, snap together aluminum extrusions. Install by bending to fit roof contour. Then fasten the inner (flat) piece to the roof and snapping the outer gutter onto it. Each strip set is approx 84"long, and includes 1 gutter & 1 retainer. Two strip sets required per car.*

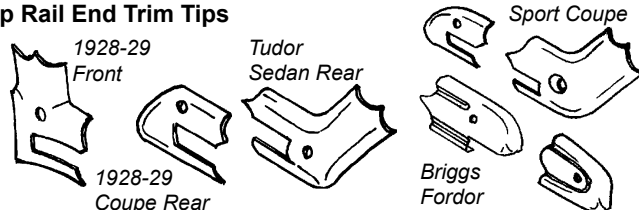


A-47301	Rain gutter strip set (inner & outer)	32.50 ea
---------	---------------------------------------	----------

### 1928-31 Pickup Top Rain Gutters, Stamped Steel

A-47301-PUA	1928-29 Pickup	45.00 pr
A-47301-PUB	1930-31 Pickup	37.50 pr

### Drip Rail End Trim Tips



A-47303-D	Front: 1928-29 Coupe & Tudor Sedan	7.50 pr
A-47303-E	Rear: 1928-29 Coupe	7.50 pr
A-47303-G	Rear: 1929-31 Tudor Sedans	7.50 pr
A-53550/51	Front: 1928-29 Sport Coupe	7.50 pr
A-52292/93	Rear: 1928-31 Sport Coupe	7.50 pr
A-47303-C	Front: 1928-29 Briggs Fordor	7.50 pr
A-47303-F	Rear: 1928-29 Briggs Fordor	7.50 pr

\* Parts with price listed as "not.avbl" are not known to be available at this time, but are listed for reference.

## 1926-31 Coupe, Sedan, Victoria, Cabriolet and Pickup Windshield and Top, cont

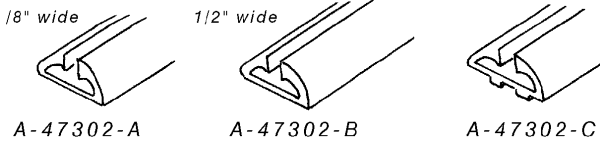
### 1930 Cloth Back Victoria Top Binding End Tips

A-47303-B 1.00 ea



### 1930-31 Top Retainer Moldings

Extruded aluminum. Form to fit. When installing use a "V" shaped block to fold molding to hide nails. File for finished shape.



### Front Top Molding, 60" length

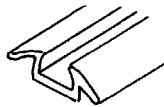
A-47302-A	1930-31 Coupe, Victoria, 1929-30 Fordor	17.50 ea
A-47302-B	1930-31 Tudor, Pickup, 1931 Fordor	17.50 ea
A-47301-4	1931 Victoria & Slant Windshield Fordor	17.50 ea

### Side & Rear Top Molding, 120" length

A-47302-C	1930-31 Coupe (1 required per car), 1930-31 Victoria & Fordor (2 required per car)	35.00 ea
-----------	---	----------

### Late 1931 Top Retainer Moldings and Seals

Extruded aluminum retainer moldings. Must be formed to fit. Coupes use 2 lengths, Sedans and Victorias use 3 lengths. A rubber seal bead is used to seal and hide the attaching nails.



B-705019	Retainer molding, 70" length	15.00 ea
B-705020-S	Retainer seal bead, rubber	10.00 ea

### 1928-31 Sport Coupe Top Landau Arms

#### Landau arms, polished aluminum

A-52252/3 45.00 pr

#### Landau arms to quarter brackets

A-51713/14 1928-29 90.00 pr

A-51713/14-B 1930-31 60.00 pr

#### Landau arm stud set

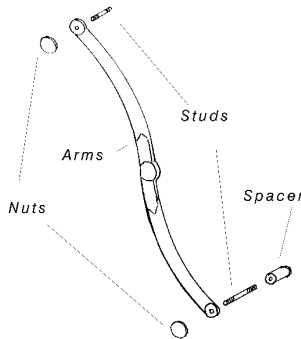
A-52270-S 12.50 set

#### Landau arms spacer set

A-52272/74-B 90.00 set

#### Landau nuts, stainless 1 1/2" dia

A-37708-LS 10.00 ea



### Back Window Frames

(glass not included)

#### 1928-31 Cabriolet

(16 5/8" x 7" od)

#### Stainless outer/tan inner

A-37639-PL 190.00 ea

#### Stainless outer/chrome inner

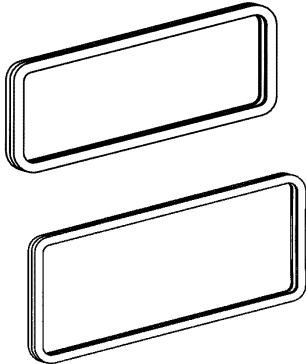
A-37639-SS 300.00 ea

#### 1928-31 Sport Coupe

(20 5/8" x 7" od)

#### Stainless outer/tan inner

A-50639-PL 250.00 ea



### 1929-30 Cabriolet (60-B) Top Irons and Bows

A-764800-BS	Top irons, all stainless	1425.00 set
A-764855-B1	Header, Oak	not.avbl
A-764855-B2	Middle bow, oak	475.00 ea
A-764855-B3	Rear bow, oak	400.00 ea
A-764880-B	Header metal cover, steel	not.avbl
A-37708-LC	Landau arm nut, 1 3/4" dia. with hex inner nut	10.00 ea

### 1931 Cabriolet (68-C Slant Windshield) Top Irons & Bows

A-764800-CS	Top irons, stainless, w/center bow	1375.00 set
A-37708-LC	Landau arm nut, 1 3/4" dia. with hex inner nut	10.00 ea


### 1928-31 Cabriolet Top Windlace Retainer

A-48167-A	Quarter Pillar Windlace Retainer, 1929-30	125.00 pr
-----------	---	-----------

### Top Dowel Socket

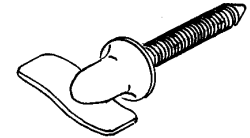
#### 1931 Cabriolet & A-400

Cast bronze, Chromed



B-761412 125.00 ea

### Cabriolet & A-400 Top Iron to Windshield Thumbscrew



B-37472 7.50 ea

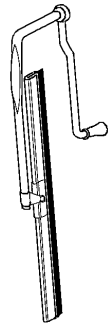
### 1928-31 Cabriolet Top Windlace Retainer

A-48167-B	Quarter Pillar Windlace Retainer, 1931	115.00 pr
-----------	--	-----------

## Windshield Wipers

### Hand Wiper,

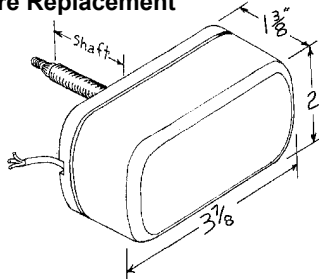
Chrome, with blade



A-17655-AR Any year 25.00 ea

### Wiper Motor: 12 Volt Miniature Replacement

This is the smallest 12v wiper available. This wiper will fit inside header! 100 degree wipe, self park feature. Motor supplied with plastic cover.



Uses 1937-40 style tapered shaft. Shaft nut included.

#### Motor:

B-17508-A10	1" shaft, 1932-36 Roadster & Phaeton 1926-29 Coupe, Tudor & Pickup	140.00 ea
B-17508-A15	1 1/2" shaft: 1928-31 Roadster & Phaeton 1935-38 Coupes & Sedans, 1935-47 Pickups	140.00 ea
B-17508-A20	2" shaft: 1930-31 Victoria & Slant Windshield 1932-34 Coupes & Sedans, 1938-47 Cabover	140.00 ea
B-17508-A25	2 1/2" shaft: 1930-31 Coupe, Sedan, Pickup (requires hollowing of wood header above windshield)	140.00 ea

### Finned Aluminum Cover for Miniature Motor

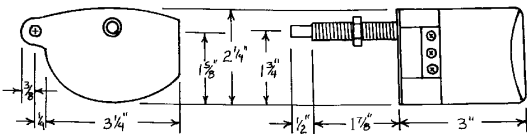
Cast aluminum, includes mounting screws, Replaces the plastic cover on the Pacific Western Design mini wiper. Perfect for roadsters and phaetons where the motor is exposed



B-17508-C 100.00 ea

### 12 Volt Universal Replacement Wiper Kits

Motor has stainless steel housing, 110 degree wipe and automatic return. An adjustable (8"-12") wiper arm and an 11" blade are included. The wiper shaft can easily be shortened. This wiper will extend past header area. Has a plain 1/4" shaft.



A-17085-SS	12v Universal wiper kit	50.00 ea
SR-17508-SWK	12v Universal wiper w/quick release kit	140.00 ea
U-17529	Arm for universal A-17085-SS motor	17.50 ea
U-17529-CHP	Chopped arm, 6" to 8", for A-17085-SS motor	17.50 ea
U-17528	Blade for universal A-17085-SS motor	5.00 ea

### Replacement Electric Wiper Motor for 1928-36 Arms

Similar dimensions to universal wiper except with switch at back. Arms and blades not included

A-17085-12	12 volt	40.00 ea
A-17085-6	6 volt	45.00 ea

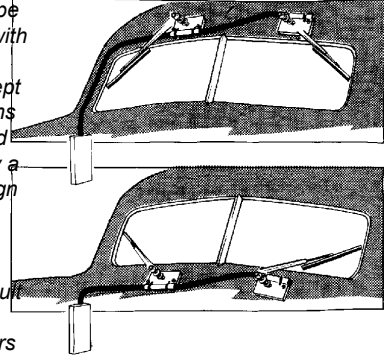
### Roadster "quick release" wiper system

Designed to clamp to the top of the windshield frame for use only when needed. Includes motor, blades, clamps and wire.

SR-17508-SWK 1926-36 140.00 ea

### Specialty Power Windows Wiper Kit

This is the heaviest duty unit available. Universal dual wiper drive has two wiper shafts with a simple to adjust 90 to 160 degree sweep. Towers accept either 1/2" fine knurl end arms (1941-modern), or 1/4" round shaft arm ends. Power is by a high torque late model design wiper motor, using a push-pull cable transmission. For above windshield mounted wipers cable routing is difficult through windshield post so mounting motor behind doors is recommended.



SPW-WWK2I	Wiper Kit for cowl mounting	400.00 ea
SPW-WWKXLWD-2I	Wiper Kit w/long cable for trunk mounting	425.00 ea

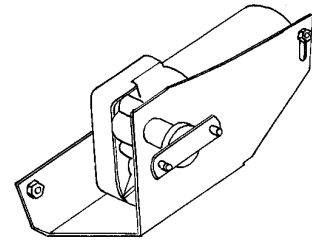
### In Header 12v Wiper Kit

Mounts in header, includes transmission, wiper towers, wiper arms and blades

48-17508-2S	1935-36 Coupe & Sedan	425.00 ea
78-17508-C2S	1937 Coupe & Sedan	425.00 ea
81A-17508-C2S	1938 Coupe & Sedan	425.00 ea

### Direct Replacement 12 volt Wiper Motors

Replaces original vacuum wiper and uses original transmission and towers.



78-17508-2S	1937-39 Convertible & Wagon (stock under dash location)	185.00 ea
91A-17508-2S	1939 Coupe & Sedan	185.00 ea
01A-17508-2S	1940 Passenger (firewall mount)	225.00 ea
11A-17508-2S	1941 Coupe, Sedan & Convertible	185.00 ea
21A-17508-2S	1942-47 Coupe, Sedan & Convertible	185.00 ea
6A-17508-2S	1948 Coupe, Sedan & Convertible	185.00 ea
7C-17508-2S	1948-50 Pickup	185.00 ea
1C-17508-2S	1951-52 Pickup	185.00 ea
BAAA-17508-2S	1953-55 Pickup	185.00 ea

### Wiper motor to windshield frame clamp

1926-31 Roadster & Phaeton

A-17589-S	fits original vacuum motor use spacers with mini wiper	15.00 set
-----------	---	-----------

### Wiper Motor to Linkage Spring Clip

78-17540	1937-40 Convertible/Wagon, 1940 Passenger	5.00 ea
06H-17531	1941-48 Passenger, 1948-56 Pickup	2.00 ea

### Wiper Tube (or Wiring) to Cowl Grommet

B-17523	1932-36 Roadster & Phaeton	7.50 ea
---------	----------------------------	---------

\* Parts with price listed as "not.avbl" are not known to be available at this time, but are listed for reference.

## Windshield Wipers, cont

### Wiper Motor Shaft to Roof Seals & Bezels

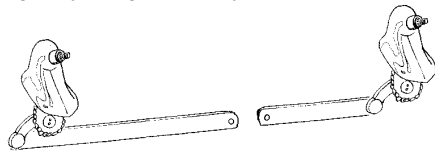
<b>1933-34 Passenger</b>		
40-17515	Bezel, chrome	not.avbl
40-17541	Shaft to roof seal, rubber	3.00 ea
<b>1935-36 Passenger &amp; Pickup</b>		
48-17515	Bezel, chrome	not.avbl
48-17541	Shaft to roof seal, rubber	3.00 ea
<b>1937-39 Passenger &amp; Pickup</b>		
78-17515	Bezels, chrome plated	10.00 ea
11A-17541	Seals, rubber	3.00 pr

### Wiper Motor Shaft to Cowl Seals and Bezels

<b>1940-47 Pickup:</b>		
01C-17515	Wiper shaft to cowl bezel, chrome	not.avbl
11A-17541	Wiper shaft to cowl seal, rubber	3.00 pr
<b>1941-48 Passenger:</b>		
11A-17515	Wiper shaft to roof bezel, chrome	17.50 pr
11A-17541	Wiper shaft to roof seal	3.00 pr
<b>1948-52 Pickup</b>		
7C-17515	Bezel, chrome, RH or LH, 1948-52	10.00 ea
7C-17515-NUT	Nut (hex), chrome, RH or LH, 1948-55	7.50 ea
7C-17541	Pivot to cowl gasket, 1948-52	3.00 pr
<b>1953-56 Pickup</b>		
BAAA-17515	Bezel, chrome, RH or LH, 1953-56	7.50 ea
7C-17515-NUT	Nut (hex), chrome, RH or LH, 1948-55	7.50 ea
B6C-17515-NUT	Nut (slotted), chrome, RH or LH, 1956	7.50 ea
BAAA-17541	Pivot to cowl gasket, 1953-56	3.00 pr

### Windshield Wiper Towers on Body

Includes both towers and linkage to motor  
1940 Convertible/Wagon towers and linkage can be used on 1937-39 Convertible/Wagon by using a 1940 style firewall mount motor.



78-17552-S	Wiper Towers: 1937-39 Convertible/Wagon	120.00 set
01A-17552-CS	Wiper Towers: 1940 Convertible/Wagon	120.00 set
01A-17552-DS	Wiper Towers: 1940 Coupe & Sedan	120.00 set
78-17556	Pads: 1937-40 Convertible	5.00 pr
01A-17556	Pads: 1940 Coupe & Sedan	5.00 pr

### 1948-56 Pickup Wiper Pivot

7C-17566-A	RH, 1951-52 Pickup	35.00 ea
7C-17567-A	LH, 1951-52 Pickup	35.00 ea
BAAA-17566	RH or LH, 1953-55 Pickup	30.00 ea
B6C-17566	RH or LH, 1956 Pickup	30.00 ea

### Wiper Arms and Blade for 1928-36 Wiper Shaft

Fits the 1928-36 shaft with the groove and pin hole.

Note that most cars and pickup with visor used an external mount wiper motor.

#### Wiper Arms

A-17529	for external mount vacuum motor	5.00 ea
B-17529	for internal mounted motors	10.00 ea

#### Wiper Blade

A-17528	Wiper blade, 7 1/4"	5.00 ea
68-17528	Wiper blade, 8 1/4"	5.00 ea
11A-17528	Wiper blade, 9"	5.00 ea

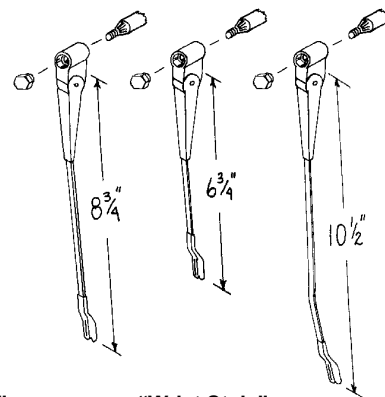


### Wiper Arms and Blades for 1937-40 Taper shaft

1937-40 Style arms and blades fit original vacuum wipers or 12v miniature replacement motors.

Original Ford used the hook style. Hook style blades can be easily shortened. Hook style arms can be shortened with modest effort.

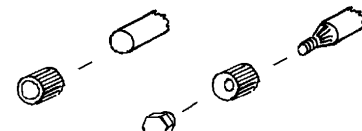
Wrist style arms and blades are the 1950's style attachment and are not easily shortened.



"Hook Style"		"Wrist Style"		
Wiper Arm 6 3/4"	01A-17529	17.50 ea	01A-17529-WT	17.50 ea
Wiper Arm, 8 3/4"	78-17529	17.50 ea	78-17529-WT	17.50 ea
Wiper Arm, 10 1/2" LH	01C-17526-LH	17.50 ea	01C-17527-WT	17.50 ea
Wiper Arm, 10 1/2" RH	01C-17526-RH	17.50 ea	01C-17526-WT	17.50 ea
Wiper Blade, 6"	A-17528	5.00 ea	SR-17528	15.00 ea
Wiper Blade, 8"	68-17528	5.00 ea	78-17528-WT	15.00 ea
Wiper Blade, 9"	11A-17528	5.00 ea		
Wiper Arm Shaft Nut	78-17481	7.50 ea		

### 1/2 Spline Shaft Adaptor

1/2" Spline shaft end to mount to 1928-36 groove & pin style, 1/4" smooth, and 1937-40 taper shaft (nut not included)

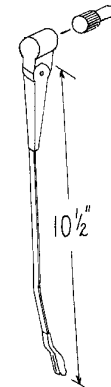


11A-17500-2836	fits 1928-36 groove & pin, or 1/4" shaft	10.00 ea
11A-17500-3740	fits 1937-40 taper shaft	10.00 ea

### Wiper Arms and Blades

#### Fit 1941-Modern 1/2" Spline shaft

"Hook" blade/arm connection style were original through 1948. Hook style blades can easily be shortened. Wrist style was typical 1949-1950's. A more effective wiper design yet difficult to modify length



	Hook Style	Wrist Style.		
6" blade		SR-17528	15.00 ea	
7 1/2" blade	A-17528	5.00 ea		
8 1/4" blade	68-17528	5.00 ea	78-17528-WT	15.00 ea
9" blade (41-48)	11A-17528	5.00 ea		
10" blade (48-52 PU)			7C-17528	15.00 ea
11" blade			8A-17528	17.50 ea
12" blade (53-56 PU)			B6C-17528	15.00 ea
Arm RH 41-48 10 1/2"	11A-17529-R	17.50 ea	11A-17529-RW	17.50 ea
Arm LH 41-48 10 1/2"	11A-17529-L	17.50 ea	11A-17529-LW	17.50 ea
Arm, 48-52 PU	7C-17527	17.50 ea		15.00 ea
Arm, 53-55 PU	B6C-17527	17.50 ea		15.00 ea
Arm, 56 PU LH	B6C-17527	17.50 ea		15.00 ea
Arm, 56 PU RH	B6C-17526	17.50 ea		15.00 ea

\* Parts with price listed as "not.avbl" are not known to be available at this time, but are listed for reference.