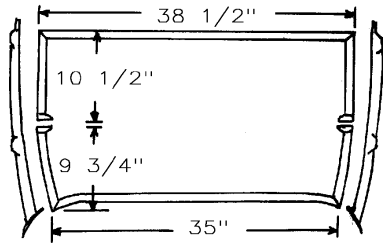


1926-31 Roadster and Phaeton Windshield and Top

Stock Height, Split Glass Windshield Frame


Steel windshield frame includes inside slugs and frame end glass clips



T-37110-EP	Windshield frame, plain	325.00 ea
T-37110-EC	Windshield frame, chrome	475.00 ea

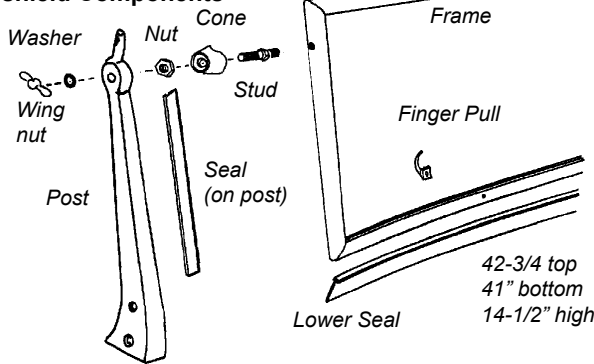
4" Chopped Windshield Frame

One piece steel frame, chrome plated. Quality chopped posts are not currently available so cut and weld stock height posts.



T-37110-EC4	4" Chopped Windshield frame, chrome	475.00 ea
-------------	--	-----------

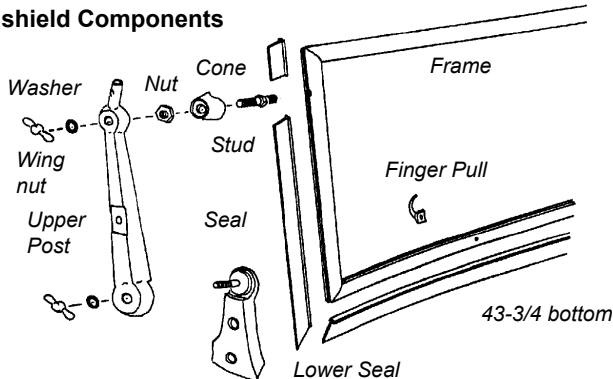
Typical 1928-29 Roadster & Phaeton Windshield Components



1928-29 Windshield Frames

A-37110-AP	Stock height, plain	300.00 ea
A-37110-AC	Stock height, chrome plated	575.00 ea
A-37110-AC2	Chopped 2", chrome plated	750.00 ea

Typical 1930-31 Roadster & Phaeton Windshield Components



1930-31 Windshield Frames

A-37110-BP	Standard, plain 15 1/4" high at side)	300.00 ea
A-37110-BC	Standard, chrome (15 1/4" high at side)	575.00 ea
A-37110-C	Deluxe, chrome (13 3/4" high at side)	575.00 ea
A-37110-C2	Deluxe, chop 2", chrome	750.00 ea

1926-27 Windshield Posts

T-37135-DP	Stock height, steel, Black	170.00 pr
T-37135-DC	Stock height steel, Chrome	250.00 pr
T-37135-DP4	Chopped	not.avbl

1928-29 Windshield Posts

A-37138-A	Stock height, primed steel	225.00 pr
A-37138-AS	Stock height, stainless	275.00 pr
A-37138-ACS	Chopped 2", stainless	275.00 pr
A-37130-M	Post to body screws, set of 4, chrome	7.50 set

1930-31 Upper Windshield Posts:

Polished Stainless Steel.

Available with or without holes for LH or RH mirror or windwings.

Hole Options Stock Height

Chopped 2"

Std (no mirror no ww)	A-37138-BS	375.00 pr	
Dlx LH mirror + ww	A-37138-CS	375.00 pr	B-37138-C 375.00 pr
Dlx 2 mirror + ww	A-37138-DS	375.00 pr	B-37138-CD 375.00 pr
Dlx no mirror no ww			B-37138-CN 375.00 pr
Dlx no mirror + ww			B-37138-CW 375.00 pr
Dlx LH mirror no ww			B-37138-CM 375.00 pr

Chopped posts are 1932, require easy modification to lower post.

1930-31 Lower Windshield Posts

A-37130-S	Lower posts, fabricated steel, with upper studs	325.00 pr
A-37132-LS	Lower post to dash rail lead spacers	12.50 pr
A-37130-M	Lower post to body screws, set of 4, chrome	7.50 set

Windshield Hardware



A-351000	Wingnut, chrome plated	5.00 ea
A-351001-SW	Wingnut washer, stainless	1.00 ea
B-37118-S	Finger pulls, chrome	10.00 pr
A-37154-S	Cone, diecast,	7.50 ea
A-37158-S	Stud & cone nut set	5.00 ea

Windshield frame rubber

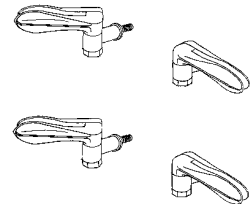
T-37199-ES	1926-27 (post sides and bottom of frame)	12.50 ea
A-37199-AS	1928-29 (post sides & frame bottom)	7.50 ea
A-37199-BS	1930-31 (frame sides and bottom)	10.00 ea

Glass to Frame Setting Tape

B-37193-A	All years, 20 ft, 1/32" thick	9.00 ea
B-37193-B	All years, 20 ft, 3/64" thick	9.00 ea
B-37193-C	All years, 20 ft, 1/16" thick	14.00 ea
B-37193-D	All years, 20 ft, 5/64" thick	12.50 ea

Windwing Bracket Sets

Windwings act as side air deflectors. They mount to the back side of windshield posts. Quality 1926-27 windwing brackets are not available so we substitute 1930-35 brackets (chrome, set of 4).



A-18200-B	75.00 set
-----------	-----------

Roadster & Phaeton Windwing Mirrors

B-17700-WWSS	Any Year, Chromed, clamps to windwing	30.00 ea
--------------	---------------------------------------	----------

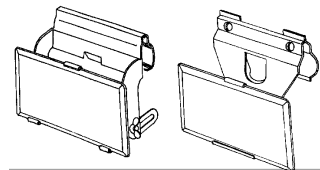
Windshield Center Mirrors

Black Bracket (26-29 style)

A-17681-A	20.00 ea
-----------	----------

Chrome Bracket (30-31 Style)

A-17681-B	30.00 ea
-----------	----------

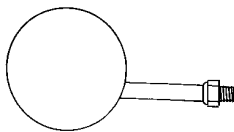


* Parts with price listed as "not.avbl" are not known to be available at this time, but are listed for reference.

1926-31 Roadster and Phaeton Windshield and Top, cont

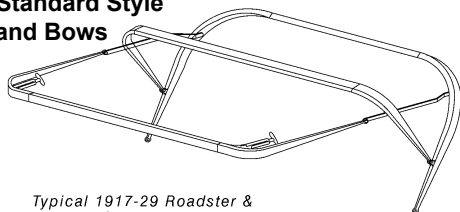
Windshield Post Mirrors

A-17700-AR	1928-29	45.00 ea
A-17700-P	1930-31	45.00 ea
Mirror head replacement		
B-17741-MH	flat	22.50 ea
B-17741-MHC	convex	20.00 ea



1917-29 and 1930-31 Standard Style Tube style Top Irons and Bows

Top iron kits include tapered tube style irons, wood bows, Windshield post thumbscrews, Top mount nuts (plain), and iron to bow hardware.



Typical 1917-29 Roadster & 1930-31 Standard Roadster

1917-26 Roadster, Touring and Roadster Pickup

T-41900-AS	1917-22 Roadster (folding)	850.00 set
T-37800-AS	1917-22 Touring (folding)	1250.00 set
T-41900-BS	1923-25 Roadster & RPU (folding)	850.00 set
T-37800-BS	1923-25 Touring (folding)	1250.00 set
T-41900-CS	1926-27 Roadster & RPU (folding)	850.00 set
T-37800-CS	1926-27 Touring (folding)	1325.00 set

1928-29 Roadster, Phaeton and Roadster Pickup

A-41900-AS	1928-29 Roadster (folding)	950.00 set
A-77600-AS	1928-29 Roadster Pickup (non-folding)	850.00 set
A-37800-AS	1928-29 Phaeton (folding)	1325.00 set

1930-31 Standard Roadster, Phaeton and Roadster Pickup

A-41900-BS	1930-31 Standard Roadster (folding)	950.00 set
A-77600-BS	1930-31 Roadster Pickup (non-folding)	850.00 set
A-37800-BS	1930-31 Fordor phaeton (folding)	1325.00 set

1930-31 Deluxe Roadster

Top Irons and Bows

Deluxe style irons use flat bar construction and fold like original.



A-42030-PS	Top irons, pln w/stainless arm	900.00 set
A-42030-PS2	Top irons, chop 2", pln w/stnlis arm	900.00 set
A-42030-CS	Top irons, stainless	1375.00 set
A-42030-CS2	Top irons, chop 2" stainless	1375.00 set
A-42055-S	Top wood header & 2 bows	525.00 set
A-180600-S	Rear bow lower chrome mount T bolt	12.50 pr

1930-31 Deluxe (2-Door) Phaeton Top Irons and Bows

Deluxe style irons use a flat bar construction and fold like original.

A-38700-PS	Top irons, pln w/stainless arm	1375.00 set
A-38700-PS2	Top irons, chop 2", pln w/stnlis arm	1375.00 set
A-38700-CS	Top irons, stainless	1725.00 set
A-38700-CS2	Top irons, chop 2" stainless	1725.00 set
A-37455-S	Top wood header & 3 bows	800.00 set

Roadster Removable Soft Top: "The Bop Top"

Sid Chavers design soft top features a break down top bow design that allows storing in a space saving soft sided case. Mounts to stock top mounting locations. Fits 2" chop stock style windshield.

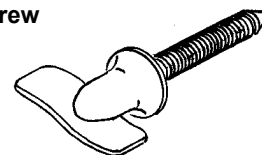
Specify Black (-B) or Tan (-T)

A-42000-A2x	1928-29 with 2" chop windshield	2750.00 ea
B-42000-2x	1930-31 Deluxe with 2" chop windshield	2750.00 ea

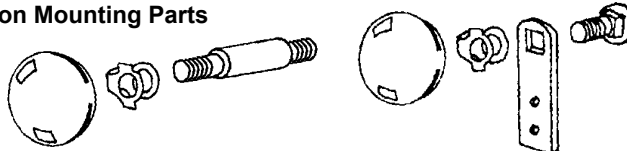
Top Iron to Windshield Post Thumbscrew

Clamps top irons to windshield posts.

Fine thread, 1917-29, 1930-31 Standard		
A-37472-F		7.50 ea
Coarse thread, 1930-31 Deluxe		
B-37472		7.50 ea

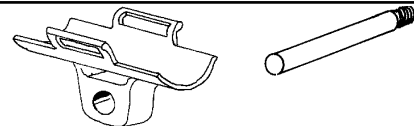


Top Iron Mounting Parts



B-37708-B	Top mount nut, stainless clad	7.50 ea
B-52550	Top mount nut folding lockwasher	
Top mount Stud: 1926-27 Roadster, 1926-31 Touring and Phaeton		
A-36636-A	1926-27 Roadster & Touring, 1928-29 Phaeton	25.00 ea
A-36636-B	1930-31 Fordor Phaeton	25.00 ea
Top Mount on Quarter Panel 1928-31 Roadster and Roadster PU		
B-42027	Bracket, plain	10.00 ea
B-42027-SS	Bracket, polished stainless	35.00 ea
B-42034-P	Bolt, Plain	0.50 ea
B-42034-S	Bolt, Stainless clad	0.75 ea

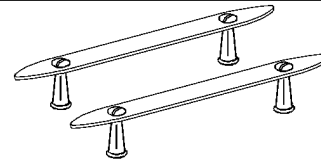
Top Rest Saddles



T-3314-BS	Saddles, cast Iron	15.00 ea
T-3858-BS	Studs, 1926-27 Roadster and Touring	12.50 ea
A-37329-A	Studs, 1928-29 Phaeton	25.00 ea
A-37329-B	Studs, 1930-31 Fordor Phaeton	25.00 ea
T-3629-S	Strap and Pad Set, leather	22.50 set

Roadster Top Tie Down Brackets

Usually called rumble seat grab handles, these are really for resting the top irons on when the top is folded, and to tie it down.



A-41500-SS	45.00 pr
------------	----------

Side Curtain Rods

Exact reproduction, with flattened top and tapered bottom end.

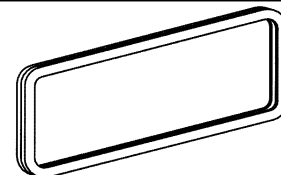
A-41970-AR	1928-29 Roadster	55.00 pr
A-41970-C	1928-29 Phaeton and Roadster Pickup	55.00 pr
A-41970-B	1930-31 Std Roadster & Std Phaeton	55.00 pr
A-41970-D	1930-31 Deluxe Phaeton	80.00 pr
A-41970	1930-31 Deluxe Roadster	55.00 pr

Side Curtain Parts

A-41970-B	Snap sockets, 1928-37 (in body)	55.00 pr
A-37103	Studs, 1928-36 (for windshield), set	15.00 set
A-37103	Studs, 1928-36 (for windshield)	15.00 set
A-37102	Studs, 1930-31 (for tack strip)	32.50 set

Back Window Frames

(glass not included)



1928-31 Roadster, Phaeton, Cabriolet (16 5/8" x 7" od)

A-37639-PL	Stainless outer/tan inner	190.00 ea
A-37639-SS	Stainless outer and inner	300.00 ea

Aluminum Mailslot (20" x 4 1/2" od)

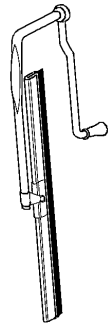
H-37639-C	Polished Aluminum	375.00 ea
-----------	-------------------	-----------

* Parts with price listed as "not.avbl" are not known to be available at this time, but are listed for reference.

Windshield Wipers

Hand Wiper,

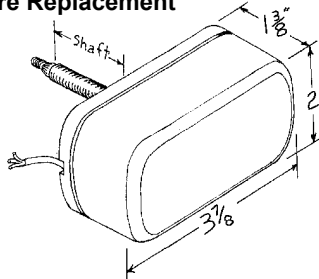
Chrome, with blade



A-17655-AR Any year 25.00 ea

Wiper Motor: 12 Volt Miniature Replacement

This is the smallest 12v wiper available. This wiper will fit inside header! 100 degree wipe, self park feature. Motor supplied with plastic cover.



Uses 1937-40 style tapered shaft. Shaft nut included.

Motor:

B-17508-A10	1" shaft, 1932-36 Roadster & Phaeton	140.00 ea
	1926-29 Coupe, Tudor & Pickup	
B-17508-A15	1 1/2" shaft: 1928-31 Roadster & Phaeton	140.00 ea
	1935-38 Coupes & Sedans, 1935-47 Pickups	
B-17508-A20	2" shaft: 1930-31 Victoria & Slant Windshield	140.00 ea
	1932-34 Coupes & Sedans, 1938-47 Cabover	
B-17508-A25	2 1/2" shaft: 1930-31 Coupe, Sedan, Pickup	140.00 ea
	(requires hollowing of wood header above windshield)	

Finned Aluminum Cover for Miniature Motor

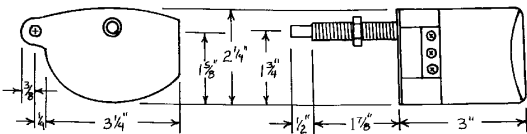
Cast aluminum, includes mounting screws, Replaces the plastic cover on the Pacific Western Design mini wiper. Perfect for roadsters and phaetons where the motor is exposed



B-17508-C 100.00 ea

12 Volt Universal Replacement Wiper Kits

Motor has stainless steel housing, 110 degree wipe and automatic return. An adjustable (8"-12") wiper arm and an 11" blade are included. The wiper shaft can easily be shortened. This wiper will extend past header area. Has a plain 1/4" shaft.



A-17085-SS	12v Universal wiper kit	50.00 ea
SR-17508-SWK	12v Universal wiper w/quick release kit	140.00 ea
U-17529	Arm for universal A-17085-SS motor	17.50 ea
U-17529-CHP	Chopped arm, 6" to 8", for A-17085-SS motor	17.50 ea
U-17528	Blade for universal A-17085-SS motor	5.00 ea

Replacement Electric Wiper Motor for 1928-36 Arms

Similar dimensions to universal wiper except with switch at back. Arms and blades not included

A-17085-12	12 volt	40.00 ea
A-17085-6	6 volt	45.00 ea

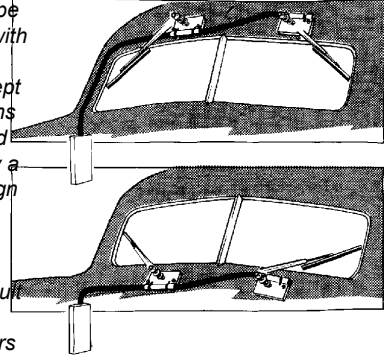
Roadster "quick release" wiper system

Designed to clamp to the top of the windshield frame for use only when needed. Includes motor, blades, clamps and wire.

SR-17508-SWK 1926-36 140.00 ea

Specialty Power Windows Wiper Kit

This is the heaviest duty unit available. Universal dual wiper drive has two wiper shafts with a simple to adjust 90 to 160 degree sweep. Towers accept either 1/2" fine knurl end arms (1941-modern), or 1/4" round shaft arm ends. Power is by a high torque late model design wiper motor, using a push-pull cable transmission. For above windshield mounted wipers cable routing is difficult through windshield post so mounting motor behind doors is recommended.



SPW-WWK2I	Wiper Kit for cowl mounting	400.00 ea
SPW-WWKXLWD-2I	Wiper Kit w/long cable for trunk mounting	425.00 ea

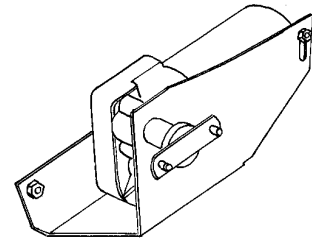
In Header 12v Wiper Kit

Mounts in header, includes transmission, wiper towers, wiper arms and blades

48-17508-2S	1935-36 Coupe & Sedan	425.00 ea
78-17508-C2S	1937 Coupe & Sedan	425.00 ea
81A-17508-C2S	1938 Coupe & Sedan	425.00 ea

Direct Replacement 12 volt Wiper Motors

Replaces original vacuum wiper and uses original transmission and towers.



78-17508-2S	1937-39 Convertible & Wagon	185.00 ea
	(stock under dash location)	
91A-17508-2S	1939 Coupe & Sedan	185.00 ea
01A-17508-2S	1940 Passenger (firewall mount)	225.00 ea
11A-17508-2S	1941 Coupe, Sedan & Convertible	185.00 ea
21A-17508-2S	1942-47 Coupe, Sedan & Convertible	185.00 ea
6A-17508-2S	1948 Coupe, Sedan & Convertible	185.00 ea
7C-17508-2S	1948-50 Pickup	185.00 ea
1C-17508-2S	1951-52 Pickup	185.00 ea
BAAA-17508-2S	1953-55 Pickup	185.00 ea

Wiper motor to windshield frame clamp

1926-31 Roadster & Phaeton

A-17589-S	fits original vacuum motor use spacers with mini wiper	15.00 set
-----------	--	-----------

Wiper Motor to Linkage Spring Clip

78-17540	1937-40 Convertible/Wagon, 1940 Passenger	5.00 ea
06H-17531	1941-48 Passenger, 1948-56 Pickup	2.00 ea

Wiper Tube (or Wiring) to Cowl Grommet

B-17523	1932-36 Roadster & Phaeton	7.50 ea
---------	----------------------------	---------

* Parts with price listed as "not.avbl" are not known to be available at this time, but are listed for reference.

Windshield Wipers, cont

Wiper Motor Shaft to Roof Seals & Bezels

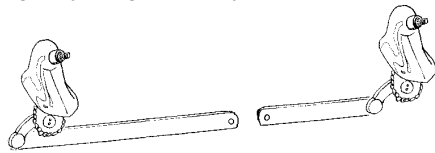
1933-34 Passenger		
40-17515	Bezel, chrome	not.avbl
40-17541	Shaft to roof seal, rubber	3.00 ea
1935-36 Passenger & Pickup		
48-17515	Bezel, chrome	not.avbl
48-17541	Shaft to roof seal, rubber	3.00 ea
1937-39 Passenger & Pickup		
78-17515	Bezels, chrome plated	10.00 ea
11A-17541	Seals, rubber	3.00 pr

Wiper Motor Shaft to Cowl Seals and Bezels

1940-47 Pickup:		
01C-17515	Wiper shaft to cowl bezel, chrome	not.avbl
11A-17541	Wiper shaft to cowl seal, rubber	3.00 pr
1941-48 Passenger:		
11A-17515	Wiper shaft to roof bezel, chrome	17.50 pr
11A-17541	Wiper shaft to roof seal	3.00 pr
1948-52 Pickup		
7C-17515	Bezel, chrome, RH or LH, 1948-52	10.00 ea
7C-17515-NUT	Nut (hex), chrome, RH or LH, 1948-55	7.50 ea
7C-17541	Pivot to cowl gasket, 1948-52	3.00 pr
1953-56 Pickup		
BAAA-17515	Bezel, chrome, RH or LH, 1953-56	7.50 ea
7C-17515-NUT	Nut (hex), chrome, RH or LH, 1948-55	7.50 ea
B6C-17515-NUT	Nut (slotted), chrome, RH or LH, 1956	7.50 ea
BAAA-17541	Pivot to cowl gasket, 1953-56	3.00 pr

Windshield Wiper Towers on Body

Includes both towers and linkage to motor
1940 Convertible/Wagon towers and linkage can be used on 1937-39 Convertible/Wagon by using a 1940 style firewall mount motor.



78-17552-S	Wiper Towers: 1937-39 Convertible/Wagon	120.00 set
01A-17552-CS	Wiper Towers: 1940 Convertible/Wagon	120.00 set
01A-17552-DS	Wiper Towers: 1940 Coupe & Sedan	120.00 set
78-17556	Pads: 1937-40 Convertible	5.00 pr
01A-17556	Pads: 1940 Coupe & Sedan	5.00 pr

1948-56 Pickup Wiper Pivot

7C-17566-A	RH, 1951-52 Pickup	35.00 ea
7C-17567-A	LH, 1951-52 Pickup	35.00 ea
BAAA-17566	RH or LH, 1953-55 Pickup	30.00 ea
B6C-17566	RH or LH, 1956 Pickup	30.00 ea

Wiper Arms and Blade for 1928-36 Wiper Shaft

Fits the 1928-36 shaft with the groove and pin hole.

Note that most cars and pickup with visor used an external mount wiper motor.

Wiper Arms

A-17529	for external mount vacuum motor	5.00 ea
B-17529	for internal mounted motors	10.00 ea

Wiper Blade

A-17528	Wiper blade, 7 1/4"	5.00 ea
68-17528	Wiper blade, 8 1/4"	5.00 ea
11A-17528	Wiper blade, 9"	5.00 ea

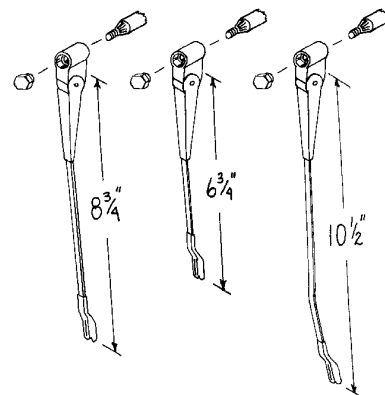


Wiper Arms and Blades for 1937-40 Taper shaft

1937-40 Style arms and blades fit original vacuum wipers or 12v miniature replacement motors.

Original Ford used the hook style. Hook style blades can be easily shortened. Hook style arms can be shortened with modest effort.

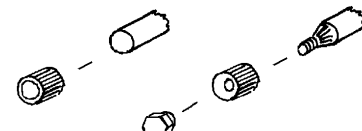
Wrist style arms and blades are the 1950's style attachment and are not easily shortened.



"Hook Style"		"Wrist Style"		
Wiper Arm 6 3/4"	01A-17529	17.50 ea	01A-17529-WT	17.50 ea
Wiper Arm, 8 3/4"	78-17529	17.50 ea	78-17529-WT	17.50 ea
Wiper Arm, 10 1/2" LH	01C-17526-LH	17.50 ea	01C-17527-WT	17.50 ea
Wiper Arm, 10 1/2" RH	01C-17526-RH	17.50 ea	01C-17526-WT	17.50 ea
Wiper Blade, 6"	A-17528	5.00 ea	SR-17528	15.00 ea
Wiper Blade, 8"	68-17528	5.00 ea	78-17528-WT	15.00 ea
Wiper Blade, 9"	11A-17528	5.00 ea		
Wiper Arm Shaft Nut	78-17481	7.50 ea		

1/2 Spline Shaft Adaptor

1/2" Spline shaft end to mount to 1928-36 groove & pin style, 1/4" smooth, and 1937-40 taper shaft (nut not included)

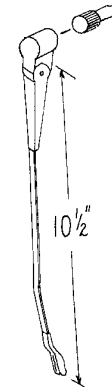


11A-17500-2836	fits 1928-36 groove & pin, or 1/4" shaft	10.00 ea
11A-17500-3740	fits 1937-40 taper shaft	10.00 ea

Wiper Arms and Blades

Fit 1941-Modern 1/2" Spline shaft

"Hook" blade/arm connection style were original through 1948. Hook style blades can easily be shortened. Wrist style was typical 1949-1950's. A more effective wiper design yet difficult to modify length



	Hook Style	Wrist Style.		
6" blade		SR-17528	15.00 ea	
7 1/2" blade	A-17528	5.00 ea		
8 1/4" blade	68-17528	5.00 ea	78-17528-WT	15.00 ea
9" blade (41-48)	11A-17528	5.00 ea		
10" blade (48-52 PU)			7C-17528	15.00 ea
11" blade			8A-17528	17.50 ea
12" blade (53-56 PU)			B6C-17528	15.00 ea
Arm RH 41-48 10 1/2"	11A-17529-R	17.50 ea	11A-17529-RW	17.50 ea
Arm LH 41-48 10 1/2"	11A-17529-L	17.50 ea	11A-17529-LW	17.50 ea
Arm, 48-52 PU	7C-17527	17.50 ea		15.00 ea
Arm, 53-55 PU	B6C-17527	17.50 ea		15.00 ea
Arm, 56 PU LH	B6C-17527	17.50 ea		15.00 ea
Arm, 56 PU RH	B6C-17526	17.50 ea		15.00 ea

* Parts with price listed as "not.avbl" are not known to be available at this time, but are listed for reference.