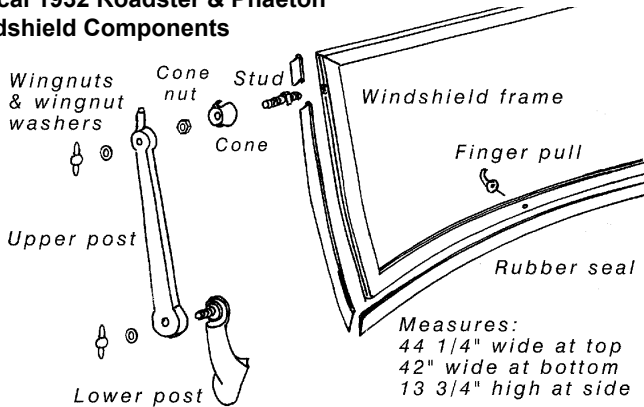


1932 Roadster and Phaeton Windshield and Top

Typical 1932 Roadster & Phaeton Windshield Components



Windshield Frame Kits

Windshield Kits include steel frame, rubber seal, cones, studs and cone nuts. Available with stock holes drilled for wiper shaft and finger pulls or undrilled. Available plain or chrome plated.

	Stock Height		Chopped 2"	
Chrome, stock holes	B-37110	850.00 ea	B-37110-C2	850.00 ea
Chrome, no holes	B-37110-N	850.00 ea	B-37110-CN2	850.00 ea
Plain, stock holes	B-37110-P	450.00 ea	B-37110-P2	450.00 ea
Plain, no holes	B-37110-NP	450.00 ea	B-37110-PN2	450.00 ea

Upper Windshield Posts

Polished Stainless Steel.

Many versions available with or without hole for LH or RH mirror or windwing mounting holes.

Hole Options	Stock Height		Chopped 2"	
Dlx LH mirror + ww	B-37138-S	375.00 pr	B-37138-C	375.00 pr
Dlx 2 mirror + ww	B-37138-DS	375.00 pr	B-37138-CD	375.00 pr
Dlx no mirror no ww			B-37138-CN	375.00 pr
Dlx no mirror + ww			B-37138-CW	375.00 pr
Dlx LH mirror no ww			B-37138-CM	375.00 pr

1932 Lower Windshield Posts

Excellent quality cast bronze lower posts with the same shape and footprint of the original steel. Studs are installed. These are not the same as the poor fitting die cast imported posts available elsewhere.

B-37130-S	Lower posts, plain	450.00 pr
B-37130-SC	Lower posts, chrome	750.00 pr
B-37132-S	Lower post to body pads, rubber	15.00 pr

Windshield Hardware

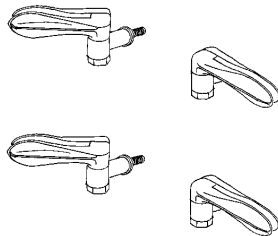
A-351000	Wingnut, chrome plated (4 required)	5.00 ea
A-351001-SW	Wingnut washer, stainless (4 required)	1.00 ea
18-37118-S	Finger pulls, chrome	15.00 pr
B-37154-S	** Cone, fit steel repro frames, chrome	7.50 ea
A-37158-S	** Stud & cone nut set	5.00 ea
A-37199-BS	** Rubber seal, Fits reproduction steel frame	10.00 ea

** note: these items included in or not needed with windshield frame kit

Windwing Bracket Sets

Windwings act as side air deflectors on Roadster and Phaeton windshields. They mount to the back side of windshield posts. Chrome Plated, set of 4:

A-18200-B	75.00 set
-----------	-----------



DuVal Style Windshield Frames

Cast silicon bronze windshield frame is assembled and ready to mount to cowl. Mounting hardware is included. Duval style frames are unplated.

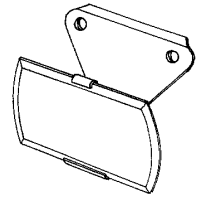


B-37110-DUV	1932 Roadster & Phaeton	1750.00 ea
-------------	-------------------------	------------

Mirrors

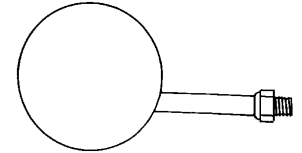
Windshield Center Mirror

Beveled glass with stainless bracket		
B-17681		40.00 ea
Accessory glass with stainless trim, only		
B-17681-SG		25.00 ea



Windshield Post Mirrors

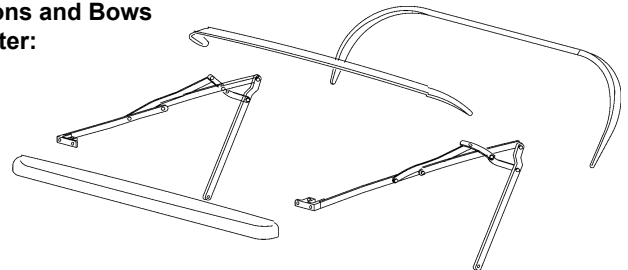
Chrome arm with stainless back head		
B-17700-P		45.00 ea
Replacement Mirror Heads		
B-17741-MH Flat		22.50 ea
B-17741-MHC Convex		20.00 ea



Windwing Mirrors

B-17700-WWSS	Any Year, Chromed, clamps to windwing	30.00 ea
--------------	---------------------------------------	----------

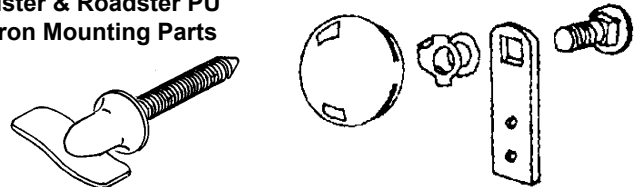
Top Irons and Bows Roadster:



B-42030-PS	Top irons, pln w/stainless arm	1100.00 set
B-42030-PS2	Top irons, chop 2", pln w/stnl arm	1100.00 set
B-42030-CS	Top irons, stainless	1500.00 set
B-42030-CS2	Top irons, chop 2" stainless	1500.00 set
B-42055-S	Top wood header & 2 bows	525.00 set

Roadster & Roadster PU

Top Iron Mounting Parts

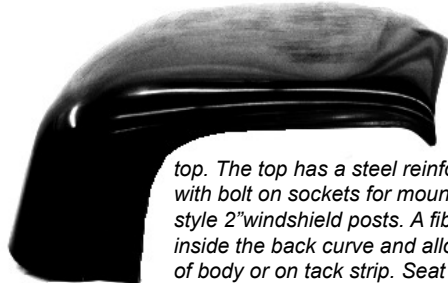


B-37708-B	Top Mount Nut, Stainless Clad	7.50 ea
B-52550	Top Mount Nut Lockwasher	2.50 ea
B-42034-P	Top Mount Bolt, plain	0.50 ea
B-42034-S	Top Mount Nut, stainless clad	0.75 ea
B-42027	Top Mount Bracket on Quarter, Plain	10.00 ea
B-42027-SS	Top Mount Bracket on Quarter, Polished Stnlss	35.00 ea
B-37472	Top Iron to Windshield Thumbscrew, Chrome	7.50 ea

* Parts with price listed as "not.avbl" are not known to be available at this time, but are listed for reference.

1932 Roadster and Phaeton Windshield and Top, cont

Lift Off Hardtop for 1932 Roadster with Chop Windshield



A fiberglass removable hardtop for 1932 Roadster with 2" chopped stock style windshield. This fiberglass top features styling like a '34 Coupe top. The top has a steel reinforced windshield header with bolt on sockets for mounting onto tabs on stock style 2" windshield posts. A fiberglass former is glued inside the back curve and allows top to sit on top of back of body or on tack strip. Seat belt buckles can easily be used to latch the back of the top. The back window opening is molded in and a garnish molding included



TOP32RD2 Hardtop, 32 Roadster w/2" chop windshield 1300.00 ea

Removable Hardtop for DuVal Windshield Roadster

A fiberglass removable hardtop for 1932 Roadster with DuVal style windshield. This fiberglass top features styling like a '34 Coupe top. The top has fiberglass windshield header and back curve formers glued in. Steel plates in the windshield header allow for mounting top latches (not included). The back window opening is molded in and a garnish molding included. Note that a padded upholstery roll on the stock wood cockpit tackstrip cannot be used.



TOP32DUV Hardtop, 32 Roadster w/DuVal windshield 1300.00 ea

1932 Roadster Removable Soft Top "The Bop Top"

Sid Chavers design soft top features a break down top bow design that allows storing in a space saving soft sided case. Mounts to stock top mounting locations.

Specify Black (-B) or Tan (-T)

B-42000-2x	Roadster using 2" chop stock type windshield	2750.00 ea
B-42000-Dx	Roadster using "DuVal" style windshield	2750.00 ea
B-42000-Fx	Roadster using "Dan Fink" windshield	2750.00 ea
B-42000-Sx	Roadster using "SoCal" windshield	2750.00 ea

Bonneville Style Tonneau Cover for 1932 Roadster

Fiberglass, completely covers cockpit, you cut for drivers opening as desired. This style has been used on a 200+mph 1932 roadster at Bonneville.

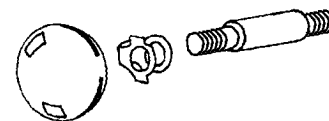
TON32WR Tonneau cover 600.00 ea

1932 Phaeton Top Irons and Bows



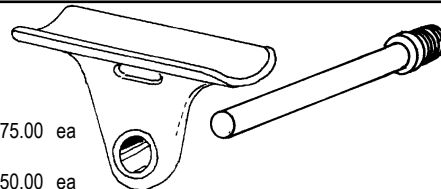
B-38700-PS	Top irons, pln w/stainless arm	1375.00 set
B-38700-PS2	Top irons, chop 2", pln w/stnl's arm	1375.00 set
B-38700-CS	Top irons, stainless	1850.00 set
B-38700-CS2	Top irons, chop 2" stainless	1875.00 set
B-37455-S	Top wood header & 3 bows	825.00 set

Phaeton Top Irons to Body Mounting Parts



B-37708-B	Top iron to body mount nut, stainless clad	7.50 ea
B-52550	Top mount nut folding lockwasher	2.50 ea
B-36636	Top mount stud on body	25.00 ea

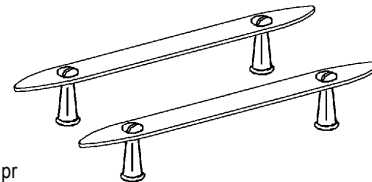
Phaeton Top Rest Saddles



Top Saddle, Cast bronze	
B-37330	75.00 ea
Top Saddle Stud, steel	
B-37329	50.00 ea

Roadster Top Tie Down Brackets

Usually called rumble seat grab handles, these are really for resting the top irons on when the top is folded, and to tie it down.

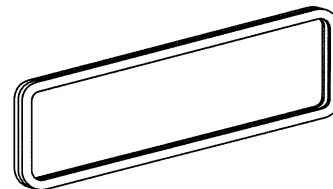


A-41500-SS 45.00 pr

Side Curtain Parts

A-81002	Snap sockets, 1928-37 (in body)	7.50 ea
A-37103	Studs, 1928-36 (for windshield)	15.00 set

Back Window Frames (glass not included)



1932 Roadster & Phaeton (20 5/8"x 7" od)

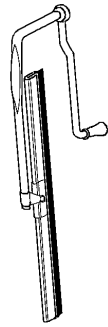
B-37639-PL	Stainless outer/tan inner	250.00 ea
B-37639-SS	Stainless outer and inner	300.00 ea
Aluminum Mailslot (20"x 4 1/2" od)		
H-37639-C	Polished Aluminum	375.00 ea

* Parts with price listed as "not.avbl" are not known to be available at this time, but are listed for reference.

Windshield Wipers

Hand Wiper,

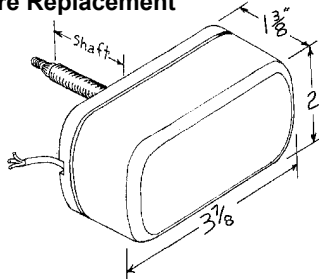
Chrome, with blade



A-17655-AR Any year 25.00 ea

Wiper Motor: 12 Volt Miniature Replacement

This is the smallest 12v wiper available. This wiper will fit inside header! 100 degree wipe, self park feature. Motor supplied with plastic cover.



Uses 1937-40 style tapered shaft. Shaft nut included.

Motor:

B-17508-A10	1" shaft, 1932-36 Roadster & Phaeton	140.00 ea
	1926-29 Coupe, Tudor & Pickup	
B-17508-A15	1 1/2" shaft: 1928-31 Roadster & Phaeton	140.00 ea
	1935-38 Coupes & Sedans, 1935-47 Pickups	
B-17508-A20	2" shaft: 1930-31 Victoria & Slant Windshield	140.00 ea
	1932-34 Coupes & Sedans, 1938-47 Cabover	
B-17508-A25	2 1/2" shaft: 1930-31 Coupe, Sedan, Pickup	140.00 ea
	(requires hollowing of wood header above windshield)	

Finned Aluminum Cover for Miniature Motor

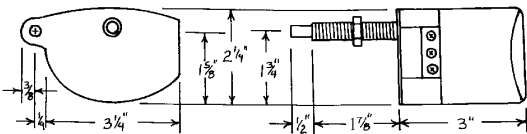
Cast aluminum, includes mounting screws, Replaces the plastic cover on the Pacific Western Design mini wiper. Perfect for roadsters and phaetons where the motor is exposed



B-17508-C 100.00 ea

12 Volt Universal Replacement Wiper Kits

Motor has stainless steel housing, 110 degree wipe and automatic return. An adjustable (8"-12") wiper arm and an 11" blade are included. The wiper shaft can easily be shortened. This wiper will extend past header area. Has a plain 1/4" shaft.



A-17085-SS	12v Universal wiper kit	50.00 ea
SR-17508-SWK	12v Universal wiper w/quick release kit	140.00 ea
U-17529	Arm for universal A-17085-SS motor	17.50 ea
U-17529-CHP	Chopped arm, 6" to 8", for A-17085-SS motor	17.50 ea
U-17528	Blade for universal A-17085-SS motor	5.00 ea

Replacement Electric Wiper Motor for 1928-36 Arms

Similar dimensions to universal wiper except with switch at back. Arms and blades not included

A-17085-12	12 volt	40.00 ea
A-17085-6	6 volt	45.00 ea

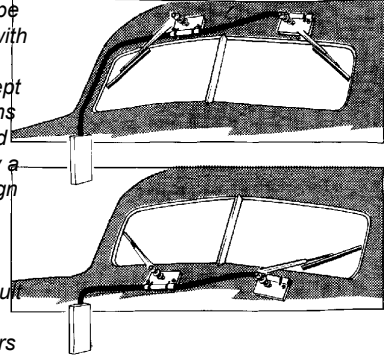
Roadster "quick release" wiper system

Designed to clamp to the top of the windshield frame for use only when needed. Includes motor, blades, clamps and wire.

SR-17508-SWK 1926-36 140.00 ea

Specialty Power Windows Wiper Kit

This is the heaviest duty unit available. Universal dual wiper drive has two wiper shafts with a simple to adjust 90 to 160 degree sweep. Towers accept either 1/2" fine knurl end arms (1941-modern), or 1/4" round shaft arm ends. Power is by a high torque late model design wiper motor, using a push-pull cable transmission. For above windshield mounted wipers cable routing is difficult through windshield post so mounting motor behind doors is recommended.



SPW-WWK2I	Wiper Kit for cowl mounting	400.00 ea
SPW-WWKXLWD-2I	Wiper Kit w/long cable for trunk mounting	425.00 ea

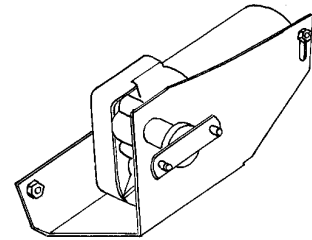
In Header 12v Wiper Kit

Mounts in header, includes transmission, wiper towers, wiper arms and blades

48-17508-2S	1935-36 Coupe & Sedan	425.00 ea
78-17508-C2S	1937 Coupe & Sedan	425.00 ea
81A-17508-C2S	1938 Coupe & Sedan	425.00 ea

Direct Replacement 12 volt Wiper Motors

Replaces original vacuum wiper and uses original transmission and towers.



78-17508-2S	1937-39 Convertible & Wagon	185.00 ea
	(stock under dash location)	
91A-17508-2S	1939 Coupe & Sedan	185.00 ea
01A-17508-2S	1940 Passenger (firewall mount)	225.00 ea
11A-17508-2S	1941 Coupe, Sedan & Convertible	185.00 ea
21A-17508-2S	1942-47 Coupe, Sedan & Convertible	185.00 ea
6A-17508-2S	1948 Coupe, Sedan & Convertible	185.00 ea
7C-17508-2S	1948-50 Pickup	185.00 ea
1C-17508-2S	1951-52 Pickup	185.00 ea
BAAA-17508-2S	1953-55 Pickup	185.00 ea

Wiper motor to windshield frame clamp

1926-31 Roadster & Phaeton

A-17589-S	fits original vacuum motor use spacers with mini wiper	15.00 set
-----------	--	-----------

Wiper Motor to Linkage Spring Clip

78-17540	1937-40 Convertible/Wagon, 1940 Passenger	5.00 ea
06H-17531	1941-48 Passenger, 1948-56 Pickup	2.00 ea

Wiper Tube (or Wiring) to Cowl Grommet

B-17523	1932-36 Roadster & Phaeton	7.50 ea
---------	----------------------------	---------

* Parts with price listed as "not.avbl" are not known to be available at this time, but are listed for reference.

Windshield Wipers, cont

Wiper Motor Shaft to Roof Seals & Bezels

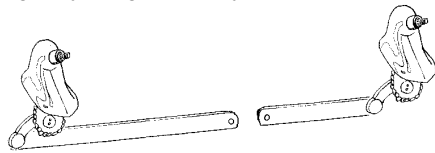
1933-34 Passenger		
40-17515	Bezel, chrome	not.avbl
40-17541	Shaft to roof seal, rubber	3.00 ea
1935-36 Passenger & Pickup		
48-17515	Bezel, chrome	not.avbl
48-17541	Shaft to roof seal, rubber	3.00 ea
1937-39 Passenger & Pickup		
78-17515	Bezels, chrome plated	10.00 ea
11A-17541	Seals, rubber	3.00 pr

Wiper Motor Shaft to Cowl Seals and Bezels

1940-47 Pickup:		
01C-17515	Wiper shaft to cowl bezel, chrome	not.avbl
11A-17541	Wiper shaft to cowl seal, rubber	3.00 pr
1941-48 Passenger:		
11A-17515	Wiper shaft to roof bezel, chrome	17.50 pr
11A-17541	Wiper shaft to roof seal	3.00 pr
1948-52 Pickup		
7C-17515	Bezel, chrome, RH or LH, 1948-52	10.00 ea
7C-17515-NUT	Nut (hex), chrome, RH or LH, 1948-55	7.50 ea
7C-17541	Pivot to cowl gasket, 1948-52	3.00 pr
1953-56 Pickup		
BAAA-17515	Bezel, chrome, RH or LH, 1953-56	7.50 ea
7C-17515-NUT	Nut (hex), chrome, RH or LH, 1948-55	7.50 ea
B6C-17515-NUT	Nut (slotted), chrome, RH or LH, 1956	7.50 ea
BAAA-17541	Pivot to cowl gasket, 1953-56	3.00 pr

Windshield Wiper Towers on Body

Includes both towers and linkage to motor
1940 Convertible/Wagon towers and linkage can be used on 1937-39 Convertible/Wagon by using a 1940 style firewall mount motor.



78-17552-S	Wiper Towers: 1937-39 Convertible/Wagon	120.00 set
01A-17552-CS	Wiper Towers: 1940 Convertible/Wagon	120.00 set
01A-17552-DS	Wiper Towers: 1940 Coupe & Sedan	120.00 set
78-17556	Pads: 1937-40 Convertible	5.00 pr
01A-17556	Pads: 1940 Coupe & Sedan	5.00 pr

1948-56 Pickup Wiper Pivot

7C-17566-A	RH, 1951-52 Pickup	35.00 ea
7C-17567-A	LH, 1951-52 Pickup	35.00 ea
BAAA-17566	RH or LH, 1953-55 Pickup	30.00 ea
B6C-17566	RH or LH, 1956 Pickup	30.00 ea

Wiper Arms and Blade for 1928-36 Wiper Shaft

Fits the 1928-36 shaft with the groove and pin hole.

Note that most cars and pickup with visor used an external mount wiper motor.

Wiper Arms

A-17529	for external mount vacuum motor	5.00 ea
B-17529	for internal mounted motors	10.00 ea

Wiper Blade

A-17528	Wiper blade, 7 1/4"	5.00 ea
68-17528	Wiper blade, 8 1/4"	5.00 ea
11A-17528	Wiper blade, 9"	5.00 ea

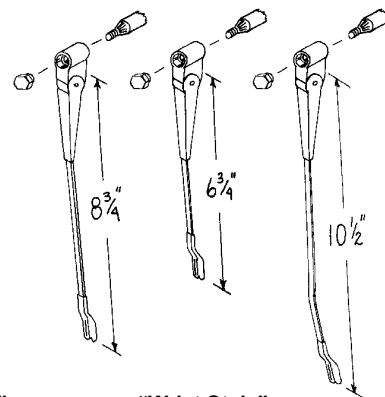


Wiper Arms and Blades for 1937-40 Taper shaft

1937-40 Style arms and blades fit original vacuum wipers or 12v miniature replacement motors.

Original Ford used the hook style. Hook style blades can be easily shortened. Hook style arms can be shortened with modest effort.

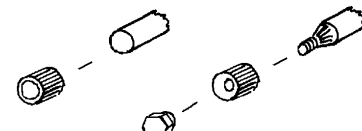
Wrist style arms and blades are the 1950's style attachment and are not easily shortened.



"Hook Style"		"Wrist Style"		
Wiper Arm 6 3/4"	01A-17529	17.50 ea	01A-17529-WT	17.50 ea
Wiper Arm, 8 3/4"	78-17529	17.50 ea	78-17529-WT	17.50 ea
Wiper Arm, 10 1/2" LH	01C-17526-LH	17.50 ea	01C-17527-WT	17.50 ea
Wiper Arm, 10 1/2" RH	01C-17526-RH	17.50 ea	01C-17526-WT	17.50 ea
Wiper Blade, 6"	A-17528	5.00 ea	SR-17528	15.00 ea
Wiper Blade, 8"	68-17528	5.00 ea	78-17528-WT	15.00 ea
Wiper Blade, 9"	11A-17528	5.00 ea		
Wiper Arm Shaft Nut	78-17481	7.50 ea		

1/2 Spline Shaft Adaptor

1/2" Spline shaft end to mount to 1928-36 groove & pin style, 1/4" smooth, and 1937-40 taper shaft (nut not included)

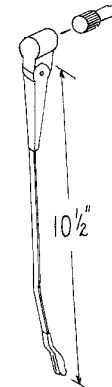


11A-17500-2836	fits 1928-36 groove & pin, or 1/4" shaft	10.00 ea
11A-17500-3740	fits 1937-40 taper shaft	10.00 ea

Wiper Arms and Blades

Fit 1941-Modern 1/2" Spline shaft

"Hook" blade/arm connection style were original through 1948. Hook style blades can easily be shortened. Wrist style was typical 1949-1950's. A more effective wiper design yet difficult to modify length



	Hook Style	Wrist Style.	
6" blade		SR-17528	15.00 ea
7 1/2" blade	A-17528		5.00 ea
8 1/4" blade	68-17528		5.00 ea
9" blade (41-48)	11A-17528		5.00 ea
10" blade (48-52 PU)		7C-17528	15.00 ea
11" blade		8A-17528	17.50 ea
12" blade (53-56 PU)		B6C-17528	15.00 ea
Arm RH 41-48 10 1/2"	11A-17529-R	11A-17529-RW	17.50 ea
Arm LH 41-48 10 1/2"	11A-17529-L	11A-17529-LW	17.50 ea
Arm, 48-52 PU	7C-17527		15.00 ea
Arm, 53-55 PU	B6C-17527		15.00 ea
Arm, 56 PU LH	B6C-17527		15.00 ea
Arm, 56 PU RH	B6C-17526		15.00 ea

* Parts with price listed as "not.avbl" are not known to be available at this time, but are listed for reference.