


## 1933-34 Cabriolet Windshield and Top

### Windshield Group 1933-34 Cabriolet



#### Windshield Frame

Excellent quality steel tubing frames, like original. Frame to body gasket not included.

40-761210	Chrome, steel	850.00 ea
40-761210-P	Plain steel	450.00 ea
<b>1932-36 Pass Windshield Frame to Body Seal, Rubber</b>		
40-761290	1933-34 Cabriolet	105.00 ea

#### Windshield Glass to Frame Setting Tape

B-37193-A	All years, 20 ft, 1/32" thick	9.00 ea
B-37193-B	All years, 20 ft, 3/64" thick	9.00 ea
B-37193-C	All years, 20 ft, 1/16" thick	14.00 ea
B-37193-D	All years, 20 ft, 5/64" thick	12.50 ea

#### 1932-34 Cabriolet Windshield Side Garnish Moldings

40-46106-CS	1933-34, Stamped steel, plain	70.00 pr
40-46106-CSS	1933-34, Stamped stainless steel	80.00 pr

## 1933-34 Cabriolet Windshield and Top, cont

### Windshield Center Mirrors

B-17690	1932-34 Cabriolet w/chrome bracket	50.00 ea
B-17681-SG	Accessory glass w/stainless trim for 32-36	25.00 ea

### Swan Neck Mirror)

4"chrome head, 6"curved aluminum arm with teardrop base. Mounts with thru bolt into cowl or door panel.

HR-18402/3-S	Curve neck mirrors	70.00 pr
--------------	--------------------	----------

### 1933-34 Cabriolet Top Irons and Bows

Top irons are stainless and include center steel bow

40-764800-S	Top irons, stock height	2975.00 set
40-764800-S2	Top irons, chop 2"	2975.00 set
40-764855-1	Wood header	250.00 ea
40-764855-3	Wood rear bow	350.00 ea
40-764855-4	Wood fillers behind door	50.00 pr
40-764880	Header sheetmetal cover	100.00 ea
40-763200	Header to windshield rubber seal	not.avbl
40-761440-BK	Header bow rubber bumpers, set of 3	17.50 ea

### Top Dowel

Top dowel on windshield

Bronze, chrome plated

40-761412-S	225.00 pr
-------------	-----------

Top Dowel on Winshield

Bronze, chrome plated

40-761416-S	not.avbl
-------------	----------

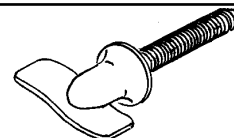


### Top Iron Thumbscrew

Chrome Plated.

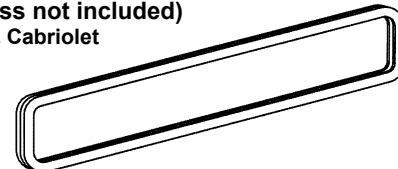
Clamps top irons to windshield posts.

B-37472	7.50 ea
---------	---------



### Back Window Frames (glass not included)

1933-34 Roadster, Phaeton, & Cabriolet  
(24"x 4 7/8"od)



40-37639-PL	Stainless outer/tan inner	250.00 ea
40-37639-SS	Stainless outer/chrome inner	300.00 ea

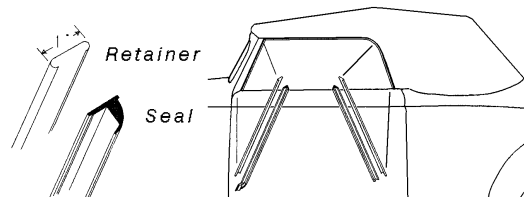
### Aluminum Mailslot (20"x 4 1/2"od)

H-37639-C	Polished Aluminum	375.00 ea
-----------	-------------------	-----------

### Convertible Windshield Post to Door Window Seals

1932-1939 Top to window seals are 1"wide.

1933-34 only had seal at front and back of window.



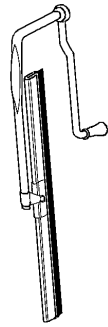
48-7651562	Seal, window to top, 30"length, rubber	5.00 ea
48-7651562-F	Seal, window to top, 30"length, w/felt flocking	7.50 ea
48-7651560-S	Retainer, stainless steel, 30"length	10.00 ea
18-45983-F	Felted flocking, self adhesive, 10 foot	20.00 ea

\* Parts with price listed as "not.avbl" are not known to be available at this time, but are listed for reference.

## Windshield Wipers

### Hand Wiper,

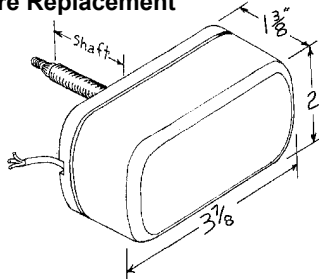
Chrome, with blade



A-17655-AR Any year 25.00 ea

### Wiper Motor: 12 Volt Miniature Replacement

This is the smallest 12v wiper available. This wiper will fit inside header! 100 degree wipe, self park feature. Motor supplied with plastic cover.



Uses 1937-40 style tapered shaft. Shaft nut included.

#### Motor:

B-17508-A10	1" shaft, 1932-36 Roadster & Phaeton 1926-29 Coupe, Tudor & Pickup	140.00 ea
B-17508-A15	1 1/2" shaft: 1928-31 Roadster & Phaeton 1935-38 Coupes & Sedans, 1935-47 Pickups	140.00 ea
B-17508-A20	2" shaft: 1930-31 Victoria & Slant Windshield 1932-34 Coupes & Sedans, 1938-47 Cabover	140.00 ea
B-17508-A25	2 1/2" shaft: 1930-31 Coupe, Sedan, Pickup (requires hollowing of wood header above windshield)	140.00 ea

### Finned Aluminum Cover for Miniature Motor

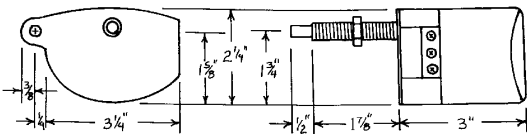
Cast aluminum, includes mounting screws, Replaces the plastic cover on the Pacific Western Design mini wiper. Perfect for roadsters and phaetons where the motor is exposed



B-17508-C 100.00 ea

### 12 Volt Universal Replacement Wiper Kits

Motor has stainless steel housing, 110 degree wipe and automatic return. An adjustable (8"-12") wiper arm and an 11" blade are included. The wiper shaft can easily be shortened. This wiper will extend past header area. Has a plain 1/4" shaft.



A-17085-SS	12v Universal wiper kit	50.00 ea
SR-17508-SWK	12v Universal wiper w/quick release kit	140.00 ea
U-17529	Arm for universal A-17085-SS motor	17.50 ea
U-17529-CHP	Chopped arm, 6" to 8", for A-17085-SS motor	17.50 ea
U-17528	Blade for universal A-17085-SS motor	5.00 ea

### Replacement Electric Wiper Motor for 1928-36 Arms

Similar dimensions to universal wiper except with switch at back. Arms and blades not included

A-17085-12	12 volt	40.00 ea
A-17085-6	6 volt	45.00 ea

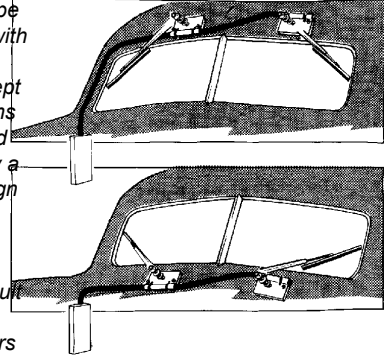
### Roadster "quick release" wiper system

Designed to clamp to the top of the windshield frame for use only when needed. Includes motor, blades, clamps and wire.

SR-17508-SWK 1926-36 140.00 ea

### Specialty Power Windows Wiper Kit

This is the heaviest duty unit available. Universal dual wiper drive has two wiper shafts with a simple to adjust 90 to 160 degree sweep. Towers accept either 1/2" fine knurl end arms (1941-modern), or 1/4" round shaft arm ends. Power is by a high torque late model design wiper motor, using a push-pull cable transmission. For above windshield mounted wipers cable routing is difficult through windshield post so mounting motor behind doors is recommended.



SPW-WWK2I	Wiper Kit for cowl mounting	400.00 ea
SPW-WWKXLWD-2I	Wiper Kit w/long cable for trunk mounting	425.00 ea

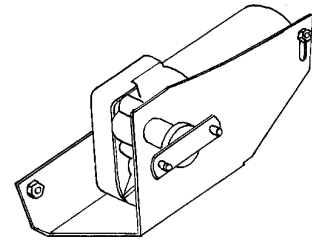
### In Header 12v Wiper Kit

Mounts in header, includes transmission, wiper towers, wiper arms and blades

48-17508-2S	1935-36 Coupe & Sedan	425.00 ea
78-17508-C2S	1937 Coupe & Sedan	425.00 ea
81A-17508-C2S	1938 Coupe & Sedan	425.00 ea

### Direct Replacement 12 volt Wiper Motors

Replaces original vacuum wiper and uses original transmission and towers.



78-17508-2S	1937-39 Convertible & Wagon (stock under dash location)	185.00 ea
91A-17508-2S	1939 Coupe & Sedan	185.00 ea
01A-17508-2S	1940 Passenger (firewall mount)	225.00 ea
11A-17508-2S	1941 Coupe, Sedan & Convertible	185.00 ea
21A-17508-2S	1942-47 Coupe, Sedan & Convertible	185.00 ea
6A-17508-2S	1948 Coupe, Sedan & Convertible	185.00 ea
7C-17508-2S	1948-50 Pickup	185.00 ea
1C-17508-2S	1951-52 Pickup	185.00 ea
BAAA-17508-2S	1953-55 Pickup	185.00 ea

### Wiper motor to windshield frame clamp

1926-31 Roadster & Phaeton

A-17589-S	fits original vacuum motor use spacers with mini wiper	15.00 set
-----------	---	-----------

### Wiper Motor to Linkage Spring Clip

78-17540	1937-40 Convertible/Wagon, 1940 Passenger	5.00 ea
06H-17531	1941-48 Passenger, 1948-56 Pickup	2.00 ea

### Wiper Tube (or Wiring) to Cowl Grommet

B-17523	1932-36 Roadster & Phaeton	7.50 ea
---------	----------------------------	---------

\* Parts with price listed as "not.avbl" are not known to be available at this time, but are listed for reference.

## Windshield Wipers, cont

### Wiper Motor Shaft to Roof Seals & Bezels

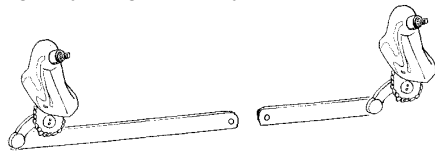
<b>1933-34 Passenger</b>		
40-17515	Bezel, chrome	not.avbl
40-17541	Shaft to roof seal, rubber	3.00 ea
<b>1935-36 Passenger &amp; Pickup</b>		
48-17515	Bezel, chrome	not.avbl
48-17541	Shaft to roof seal, rubber	3.00 ea
<b>1937-39 Passenger &amp; Pickup</b>		
78-17515	Bezels, chrome plated	10.00 ea
11A-17541	Seals, rubber	3.00 pr

### Wiper Motor Shaft to Cowl Seals and Bezels

<b>1940-47 Pickup:</b>		
01C-17515	Wiper shaft to cowl bezel, chrome	not.avbl
11A-17541	Wiper shaft to cowl seal, rubber	3.00 pr
<b>1941-48 Passenger:</b>		
11A-17515	Wiper shaft to roof bezel, chrome	17.50 pr
11A-17541	Wiper shaft to roof seal	3.00 pr
<b>1948-52 Pickup</b>		
7C-17515	Bezel, chrome, RH or LH, 1948-52	10.00 ea
7C-17515-NUT	Nut (hex), chrome, RH or LH, 1948-55	7.50 ea
7C-17541	Pivot to cowl gasket, 1948-52	3.00 pr
<b>1953-56 Pickup</b>		
BAAA-17515	Bezel, chrome, RH or LH, 1953-56	7.50 ea
7C-17515-NUT	Nut (hex), chrome, RH or LH, 1948-55	7.50 ea
B6C-17515-NUT	Nut (slotted), chrome, RH or LH, 1956	7.50 ea
BAAA-17541	Pivot to cowl gasket, 1953-56	3.00 pr

### Windshield Wiper Towers on Body

Includes both towers and linkage to motor  
1940 Convertible/Wagon towers and linkage can be used on 1937-39 Convertible/Wagon by using a 1940 style firewall mount motor.



78-17552-S	Wiper Towers: 1937-39 Convertible/Wagon	120.00 set
01A-17552-CS	Wiper Towers: 1940 Convertible/Wagon	120.00 set
01A-17552-DS	Wiper Towers: 1940 Coupe & Sedan	120.00 set
78-17556	Pads: 1937-40 Convertible	5.00 pr
01A-17556	Pads: 1940 Coupe & Sedan	5.00 pr

### 1948-56 Pickup Wiper Pivot

7C-17566-A	RH, 1951-52 Pickup	35.00 ea
7C-17567-A	LH, 1951-52 Pickup	35.00 ea
BAAA-17566	RH or LH, 1953-55 Pickup	30.00 ea
B6C-17566	RH or LH, 1956 Pickup	30.00 ea

### Wiper Arms and Blade for 1928-36 Wiper Shaft

Fits the 1928-36 shaft with the groove and pin hole.

Note that most cars and pickup with visor used an external mount wiper motor.

#### Wiper Arms

A-17529	for external mount vacuum motor	5.00 ea
B-17529	for internal mounted motors	10.00 ea

#### Wiper Blade

A-17528	Wiper blade, 7 1/4"	5.00 ea
68-17528	Wiper blade, 8 1/4"	5.00 ea
11A-17528	Wiper blade, 9"	5.00 ea

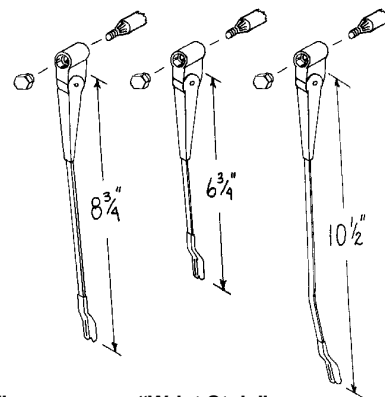


### Wiper Arms and Blades for 1937-40 Taper shaft

1937-40 Style arms and blades fit original vacuum wipers or 12v miniature replacement motors.

Original Ford used the hook style. Hook style blades can be easily shortened. Hook style arms can be shortened with modest effort.

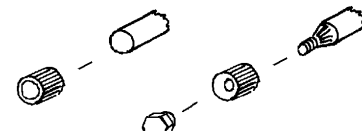
Wrist style arms and blades are the 1950's style attachment and are not easily shortened.



"Hook Style"		"Wrist Style"		
Wiper Arm 6 3/4"	01A-17529	17.50 ea	01A-17529-WT	17.50 ea
Wiper Arm, 8 3/4"	78-17529	17.50 ea	78-17529-WT	17.50 ea
Wiper Arm, 10 1/2" LH	01C-17526-LH	17.50 ea	01C-17527-WT	17.50 ea
Wiper Arm, 10 1/2" RH	01C-17526-RH	17.50 ea	01C-17526-WT	17.50 ea
Wiper Blade, 6"	A-17528	5.00 ea	SR-17528	15.00 ea
Wiper Blade, 8"	68-17528	5.00 ea	78-17528-WT	15.00 ea
Wiper Blade, 9"	11A-17528	5.00 ea		
Wiper Arm Shaft Nut	78-17481	7.50 ea		

### 1/2 Spline Shaft Adaptor

1/2" Spline shaft end to mount to 1928-36 groove & pin style, 1/4" smooth, and 1937-40 taper shaft (nut not included)

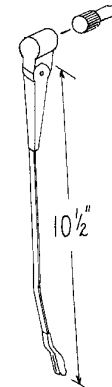


11A-17500-2836	fits 1928-36 groove & pin, or 1/4" shaft	10.00 ea
11A-17500-3740	fits 1937-40 taper shaft	10.00 ea

### Wiper Arms and Blades

#### Fit 1941-Modern 1/2" Spline shaft

"Hook" blade/arm connection style were original through 1948. Hook style blades can easily be shortened. Wrist style was typical 1949-1950's. A more effective wiper design yet difficult to modify length



	Hook Style		Wrist Style.	
6" blade			SR-17528	15.00 ea
7 1/2" blade	A-17528	5.00 ea		
8 1/4" blade	68-17528	5.00 ea	78-17528-WT	15.00 ea
9" blade (41-48)	11A-17528	5.00 ea		
10" blade (48-52 PU)			7C-17528	15.00 ea
11" blade			8A-17528	17.50 ea
12" blade (53-56 PU)			B6C-17528	15.00 ea
Arm RH 41-48 10 1/2"	11A-17529-R	17.50 ea	11A-17529-RW	17.50 ea
Arm LH 41-48 10 1/2"	11A-17529-L	17.50 ea	11A-17529-LW	17.50 ea
Arm, 48-52 PU	7C-17527	17.50 ea		
Arm, 53-55 PU	B6C-17527	17.50 ea		
Arm, 56 PU LH	B6C-17527	17.50 ea		
Arm, 56 PU RH	B6C-17526	17.50 ea		

\* Parts with price listed as "not.avbl" are not known to be available at this time, but are listed for reference.