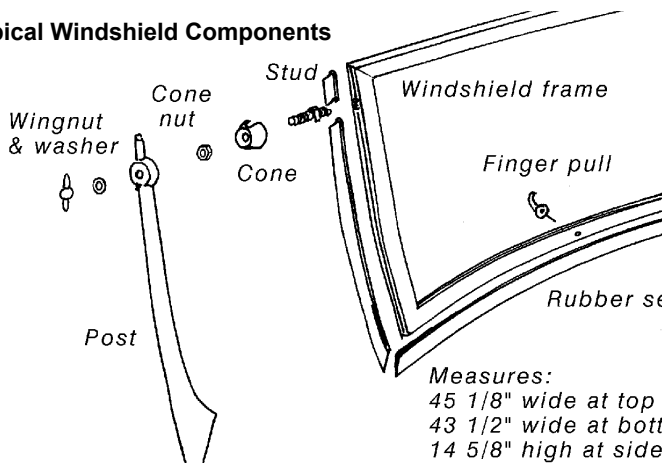


1935-36 Roadster and Phaeton Windshield and Top

Typical Windshield Components



Windshield Frame Kits

Windshield Kits include steel frame, rubber seal, cones, studs and cone nuts. Available with stock holes drilled for wiper shaft and finger pulls or undrilled. Available plain or chrome plated.

	Stock Height		Chopped 2"	
Chrome, stock holes	48-37110	850.00 ea	48-37110-C2	850.00 ea
Chrome, no holes	48-37110-N	850.00 ea	48-37110-CN2	850.00 ea
Plain, stock holes	48-37110-P	450.00 ea	48-37110-P2	450.00 ea
Plain, no holes	48-37110-NP	450.00 ea	48-37110-PN2	450.00 ea

Windshield Posts



Excellent quality. (We made our own tooling) cast gear bronze posts. Drilled for mounting. Optionally available drilled for windwings only or windwings and top side curtain stud holes.

	Stock Height		Chopped 2"	
35 Chrome ww + side	48-711210-SA	1300.00 pr	48-711210-2SA	1250.00 pr
35 Plain ww + side	48-711210-BA	900.00 pr	48-711210-2BA	850.00 pr
36 Chrome ww + side	68-711210-SA	1300.00 pr	68-711210-2SA	1250.00 pr
36 Plain ww + side	68-711210-BA	900.00 pr	68-711210-2BA	850.00 pr
35 Chrome ww no side	48-711210-SB	1300.00 pr	48-711210-2SB	1250.00 pr
35 Plain ww no side	48-711210-BB	900.00 pr	48-711210-2BB	850.00 pr
36 Chrome ww no side	68-711210-SB	1300.00 pr	68-711210-2SB	1250.00 pr
36 Plain ww no side	68-711210-BB	900.00 pr	68-711210-2BB	850.00 pr
35-36 Chrome no holes	48-711210-SC	1300.00 pr	48-711210-2SC	1250.00 pr
35-36 Plain no holes	48-711210-BC	900.00 pr	48-711210-2BC	850.00 pr

Windshield Post Pads

48-37132-S	Windshield post to body pads, rubber	10.00 pr
------------	--------------------------------------	----------

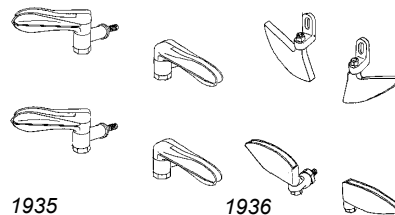
Windshield Hardware

A-351000	Wingnut, chrome plated (2 required)	5.00 ea
A-351001-SW	Wingnut washer, stainless (2 required)	1.00 ea
18-37118-S	Finger pulls, chrome	15.00 pr
B-37154-S	** Cone, fit steel repro frames, chrome	7.50 ea
A-37158-S	** Stud & cone nut set	5.00 ea
A-37199-BS	** Rubber seal, Fits reproduction steel frame	10.00 ea

** note: these items included in or not needed with windshield frame kit

Windwing Brackets

Windwings act as side air deflectors on Roadster and Phaeton windshields. They mount to the back side of windshield posts.



A-18200-B	1935, Chrome Plated, set of 4	75.00 set
68-18200	1936, Chrome Plated, set of 4	115.00 set

DuVal Style Windshield Frames

Cast silicon bronze windshield frame is assembled and ready to mount to cowl. Mounting hardware is included. Duval style frames are unplated.



48-37110-DUV	1935-36 Roadster & Phaeton	1750.00 ea
--------------	----------------------------	------------

Windshield Center Mirrors

Beveled mirror w/chrome bracket

40-17681	40.00 ea
----------	----------

Accessory glass w/stainless trim

B-17681-SG	25.00 ea
------------	----------

Roadster & Phaeton Windwing Mirrors

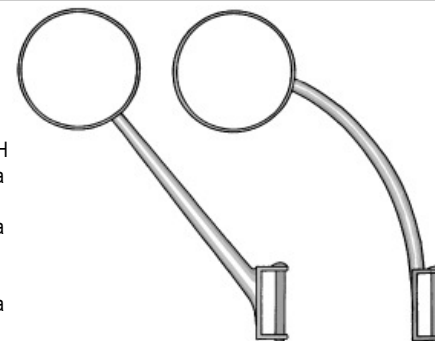
B-17700-WWSS	Any Year, Chromed, clamps to windwing	30.00 ea
--------------	---------------------------------------	----------

Door Hinge Mirrors

Mirror: Chrome arm w/stainless head back

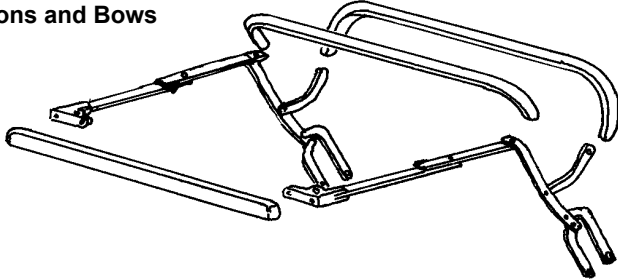
Curved arm (Passenger), RH or LH	
48-17741	45.00 ea
Straight arm (Pickup), RH or LH	
50-17741	50.00 ea

Replacement head (flat glass)	
B-17741-MH	22.50 ea
Replacement head (convex glass)	
B-17741-MHC	20.00 ea



**1935-36 Roadster and Phaeton
Windshield and Top, cont**

**1935-36 Roadster
Top Irons and Bows**



48-42030-S	Top irons, stainless, w/ steel center bow	1725.00	set
48-42030-S2	Top irons, 2" chop, stnless, w/steel center bow	1725.00	set
48-42055-1	Top wood header, oak	375.00	ea
48-42055-3	Top rear bow, oak	350.00	ea
40-42030-MB	Top iron to body shoulder bolt set	27.50	set

1935-36 Phaeton Top Irons and Bows

48-38700-S	Top irons, stainless	2625.00	set
48-42055-1	Top wood header, oak	375.00	ea
48-37455-3	Top # 3 bow, oak	250.00	ea
48-37455-4	Top # 4 (rear) bow, oak	325.00	ea
B-37708-B	Top iron to body nut, stainless clad	7.50	ea

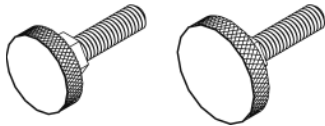
1935-36 Roadster and Phaeton Top Corner Brackets

Cast bronze, machined, nice reproduction of the original. Most reproduction top irons use a fabricated corner bracket.

48-714992-S	plain	225.00	pr
48-714992-SC	Chrome	400.00	pr

**Top Iron to Windshield Post
Thumbscrews**

*Chrome Plated
5/16-18 thread*



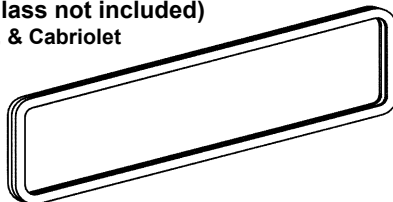
48-7650820	1935, 1" dia	20.00	ea
68-7650820	1936, 1 1/4" dia	15.00	ea

Side Curtain Parts

A-180620	Side curtain socket in door, chrome plated	10.00	ea
A-81002	Snap sockets, 1928-37 (in body)	7.50	ea
A-37103	Studs, 1928-36 (for windshield)	15.00	set

Back Window Frames (glass not included)

**1935-36 Roadster, Phaeton, & Cabriolet
(24 "x 6 7/8" od)**



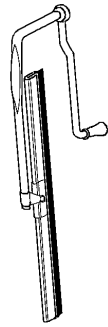
48-37639-PL	Stainless outer/tan inner	250.00	ea
-------------	---------------------------	--------	----

* Parts with price listed as "not.avbl" are not known to be available at this time, but are listed for reference.

Windshield Wipers

Hand Wiper,

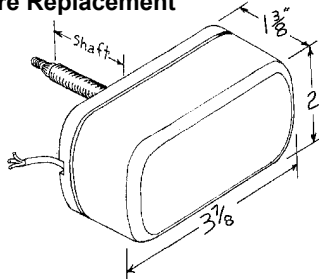
Chrome, with blade



A-17655-AR Any year 25.00 ea

Wiper Motor: 12 Volt Miniature Replacement

This is the smallest 12v wiper available. This wiper will fit inside header! 100 degree wipe, self park feature. Motor supplied with plastic cover.



Uses 1937-40 style tapered shaft. Shaft nut included.

Motor:

B-17508-A10	1" shaft, 1932-36 Roadster & Phaeton 1926-29 Coupe, Tudor & Pickup	140.00 ea
B-17508-A15	1 1/2" shaft: 1928-31 Roadster & Phaeton 1935-38 Coupes & Sedans, 1935-47 Pickups	140.00 ea
B-17508-A20	2" shaft: 1930-31 Victoria & Slant Windshield 1932-34 Coupes & Sedans, 1938-47 Cabover	140.00 ea
B-17508-A25	2 1/2" shaft: 1930-31 Coupe, Sedan, Pickup (requires hollowing of wood header above windshield)	140.00 ea

Finned Aluminum Cover for Miniature Motor

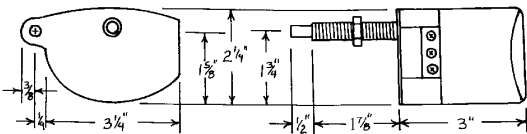
Cast aluminum, includes mounting screws, Replaces the plastic cover on the Pacific Western Design mini wiper. Perfect for roadsters and phaetons where the motor is exposed



B-17508-C 100.00 ea

12 Volt Universal Replacement Wiper Kits

Motor has stainless steel housing, 110 degree wipe and automatic return. An adjustable (8"-12") wiper arm and an 11" blade are included. The wiper shaft can easily be shortened. This wiper will extend past header area. Has a plain 1/4" shaft.



A-17085-SS	12v Universal wiper kit	50.00 ea
SR-17508-SWK	12v Universal wiper w/quick release kit	140.00 ea
U-17529	Arm for universal A-17085-SS motor	17.50 ea
U-17529-CHP	Chopped arm, 6" to 8", for A-17085-SS motor	17.50 ea
U-17528	Blade for universal A-17085-SS motor	5.00 ea

Replacement Electric Wiper Motor for 1928-36 Arms

Similar dimensions to universal wiper except with switch at back. Arms and blades not included

A-17085-12	12 volt	40.00 ea
A-17085-6	6 volt	45.00 ea

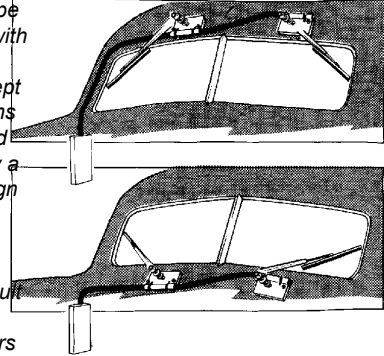
Roadster "quick release" wiper system

Designed to clamp to the top of the windshield frame for use only when needed. Includes motor, blades, clamps and wire.

SR-17508-SWK 1926-36 140.00 ea

Specialty Power Windows Wiper Kit

This is the heaviest duty unit available. Universal dual wiper drive has two wiper shafts with a simple to adjust 90 to 160 degree sweep. Towers accept either 1/2" fine knurl end arms (1941-modern), or 1/4" round shaft arm ends. Power is by a high torque late model design wiper motor, using a push-pull cable transmission. For above windshield mounted wipers cable routing is difficult through windshield post so mounting motor behind doors is recommended.



SPW-WWK2I	Wiper Kit for cowl mounting	400.00 ea
SPW-WWKXLWD-2I	Wiper Kit w/long cable for trunk mounting	425.00 ea

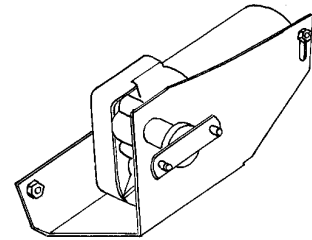
In Header 12v Wiper Kit

Mounts in header, includes transmission, wiper towers, wiper arms and blades

48-17508-2S	1935-36 Coupe & Sedan	425.00 ea
78-17508-C2S	1937 Coupe & Sedan	425.00 ea
81A-17508-C2S	1938 Coupe & Sedan	425.00 ea

Direct Replacement 12 volt Wiper Motors

Replaces original vacuum wiper and uses original transmission and towers.



78-17508-2S	1937-39 Convertible & Wagon (stock under dash location)	185.00 ea
91A-17508-2S	1939 Coupe & Sedan	185.00 ea
01A-17508-2S	1940 Passenger (firewall mount)	225.00 ea
11A-17508-2S	1941 Coupe, Sedan & Convertible	185.00 ea
21A-17508-2S	1942-47 Coupe, Sedan & Convertible	185.00 ea
6A-17508-2S	1948 Coupe, Sedan & Convertible	185.00 ea
7C-17508-2S	1948-50 Pickup	185.00 ea
1C-17508-2S	1951-52 Pickup	185.00 ea
BAAA-17508-2S	1953-55 Pickup	185.00 ea

Wiper motor to windshield frame clamp

1926-31 Roadster & Phaeton

A-17589-S	fits original vacuum motor use spacers with mini wiper	15.00 set
-----------	---	-----------

Wiper Motor to Linkage Spring Clip

78-17540	1937-40 Convertible/Wagon, 1940 Passenger	5.00 ea
06H-17531	1941-48 Passenger, 1948-56 Pickup	2.00 ea

Wiper Tube (or Wiring) to Cowl Grommet

B-17523	1932-36 Roadster & Phaeton	7.50 ea
---------	----------------------------	---------

* Parts with price listed as "not.avbl" are not known to be available at this time, but are listed for reference.

Windshield Wipers, cont

Wiper Motor Shaft to Roof Seals & Bezels

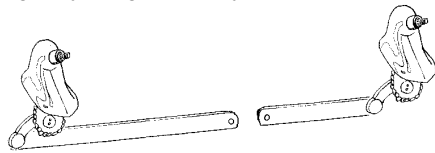
1933-34 Passenger		
40-17515	Bezel, chrome	not.avbl
40-17541	Shaft to roof seal, rubber	3.00 ea
1935-36 Passenger & Pickup		
48-17515	Bezel, chrome	not.avbl
48-17541	Shaft to roof seal, rubber	3.00 ea
1937-39 Passenger & Pickup		
78-17515	Bezels, chrome plated	10.00 ea
11A-17541	Seals, rubber	3.00 pr

Wiper Motor Shaft to Cowl Seals and Bezels

1940-47 Pickup:		
01C-17515	Wiper shaft to cowl bezel, chrome	not.avbl
11A-17541	Wiper shaft to cowl seal, rubber	3.00 pr
1941-48 Passenger:		
11A-17515	Wiper shaft to roof bezel, chrome	17.50 pr
11A-17541	Wiper shaft to roof seal	3.00 pr
1948-52 Pickup		
7C-17515	Bezel, chrome, RH or LH, 1948-52	10.00 ea
7C-17515-NUT	Nut (hex), chrome, RH or LH, 1948-55	7.50 ea
7C-17541	Pivot to cowl gasket, 1948-52	3.00 pr
1953-56 Pickup		
BAAA-17515	Bezel, chrome, RH or LH, 1953-56	7.50 ea
7C-17515-NUT	Nut (hex), chrome, RH or LH, 1948-55	7.50 ea
B6C-17515-NUT	Nut (slotted), chrome, RH or LH, 1956	7.50 ea
BAAA-17541	Pivot to cowl gasket, 1953-56	3.00 pr

Windshield Wiper Towers on Body

Includes both towers and linkage to motor
1940 Convertible/Wagon towers and linkage can be used on 1937-39 Convertible/Wagon by using a 1940 style firewall mount motor.



78-17552-S	Wiper Towers: 1937-39 Convertible/Wagon	120.00 set
01A-17552-CS	Wiper Towers: 1940 Convertible/Wagon	120.00 set
01A-17552-DS	Wiper Towers: 1940 Coupe & Sedan	120.00 set
78-17556	Pads: 1937-40 Convertible	5.00 pr
01A-17556	Pads: 1940 Coupe & Sedan	5.00 pr

1948-56 Pickup Wiper Pivot

7C-17566-A	RH, 1951-52 Pickup	35.00 ea
7C-17567-A	LH, 1951-52 Pickup	35.00 ea
BAAA-17566	RH or LH, 1953-55 Pickup	30.00 ea
B6C-17566	RH or LH, 1956 Pickup	30.00 ea

Wiper Arms and Blade for 1928-36 Wiper Shaft

Fits the 1928-36 shaft with the groove and pin hole.

Note that most cars and pickup with visor used an external mount wiper motor.

Wiper Arms

A-17529	for external mount vacuum motor	5.00 ea
B-17529	for internal mounted motors	10.00 ea

Wiper Blade

A-17528	Wiper blade, 7 1/4"	5.00 ea
68-17528	Wiper blade, 8 1/4"	5.00 ea
11A-17528	Wiper blade, 9"	5.00 ea

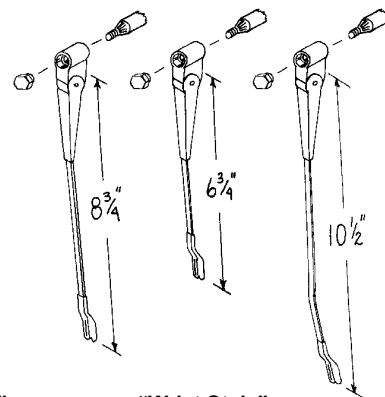


Wiper Arms and Blades for 1937-40 Taper shaft

1937-40 Style arms and blades fit original vacuum wipers or 12v miniature replacement motors.

Original Ford used the hook style. Hook style blades can be easily shortened. Hook style arms can be shortened with modest effort.

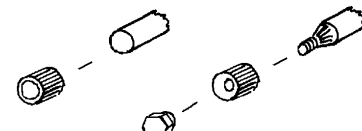
Wrist style arms and blades are the 1950's style attachment and are not easily shortened.



"Hook Style"		"Wrist Style"		
Wiper Arm 6 3/4"	01A-17529	17.50 ea	01A-17529-WT	17.50 ea
Wiper Arm, 8 3/4"	78-17529	17.50 ea	78-17529-WT	17.50 ea
Wiper Arm, 10 1/2" LH	01C-17526-LH	17.50 ea	01C-17527-WT	17.50 ea
Wiper Arm, 10 1/2" RH	01C-17526-RH	17.50 ea	01C-17526-WT	17.50 ea
Wiper Blade, 6"	A-17528	5.00 ea	SR-17528	15.00 ea
Wiper Blade, 8"	68-17528	5.00 ea	78-17528-WT	15.00 ea
Wiper Blade, 9"	11A-17528	5.00 ea		
Wiper Arm Shaft Nut	78-17481	7.50 ea		

1/2 Spline Shaft Adaptor

1/2" Spline shaft end to mount to 1928-36 groove & pin style, 1/4" smooth, and 1937-40 taper shaft (nut not included)

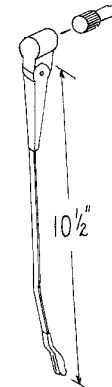


11A-17500-2836	fits 1928-36 groove & pin, or 1/4" shaft	10.00 ea
11A-17500-3740	fits 1937-40 taper shaft	10.00 ea

Wiper Arms and Blades

Fit 1941-Modern 1/2" Spline shaft

"Hook" blade/arm connection style were original through 1948. Hook style blades can easily be shortened. Wrist style was typical 1949-1950's. A more effective wiper design yet difficult to modify length



	Hook Style	Wrist Style.	
6" blade		SR-17528	15.00 ea
7 1/2" blade	A-17528		5.00 ea
8 1/4" blade	68-17528		5.00 ea
9" blade (41-48)	11A-17528		5.00 ea
10" blade (48-52 PU)		7C-17528	15.00 ea
11" blade		8A-17528	17.50 ea
12" blade (53-56 PU)		B6C-17528	15.00 ea
Arm RH 41-48 10 1/2"	11A-17529-R	11A-17529-RW	17.50 ea
Arm LH 41-48 10 1/2"	11A-17529-L	11A-17529-LW	17.50 ea
Arm, 48-52 PU	7C-17527		17.50 ea
Arm, 53-55 PU	B6C-17527		17.50 ea
Arm, 56 PU LH	B6C-17527		17.50 ea
Arm, 56 PU RH	B6C-17526		17.50 ea

* Parts with price listed as "not.avbl" are not known to be available at this time, but are listed for reference.