

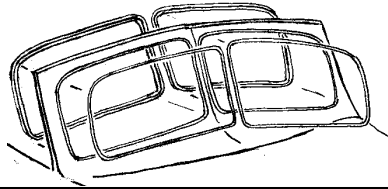
1937-40 Convertible, Cabriolet, Roadster, Phaeton & Station Wagon Windshield and Top

Windshield to Body

Convertibles & Station Wagon

Glass to Body Rubber

78-761290 70.00 pr
Opening Stainless Trim Kit
78-741234-S 475.00 ea



Windshield Garnish Moldings

fiberglass



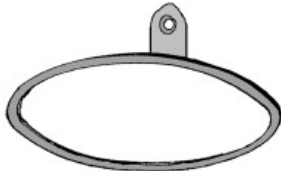
Convertible & Wagon (39-40 style, fits 37-38), stock height:

Center	WGM3740CC	60.00 ea	WGM3740CC2	60.00 ea
Right side	WGM3740CR	155.00 ea	WGM3740CR2	155.00 ea
Left side	WGM3740CL	155.00 ea	WGM3740CL2	155.00 ea

Traffic signal finder prism

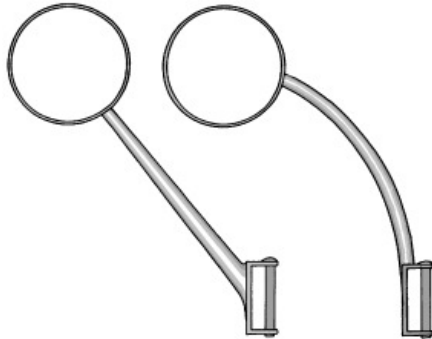
A-18300 Any year 7.50 ea

Windshield Center Mirrors



78-17690	Mirror, with chrome bracket 1937-39	55.00 ea
01A-17690	Mirror, with chrome bracket 1940-42	55.00 ea
68-17682-H	Mirror head only, 1937-42	22.50 ea
78-17690-B	Mirror bracket only, plain, 1937-39	25.00 ea
01A-17690-B	Mirror bracket only, plain, 1940-42	25.00 ea

Door Hinge Mirrors



Chrome Plated

Curved arm (Passenger), RH or LH	
48-17741	45.00 ea
Straight arm (Pickup), RH or LH	
50-17741	50.00 ea
Mirror head only (3 screw type)	
68-17741-MH	22.50 ea

1940 Cowl Mirrors,

Chrome Plated w/Stainless Head

01A-18403-R	RH Mirror	80.00 ea
01A-18403-L	LH Mirror	80.00 ea
01A-18402-RP	RH Base pad, rubber	12.50 ea
01A-18403-LP	LH Base pad, rubber	12.50 ea

Windshield Mount Antennas

78-18813-A	1937 Convertible & Wagon	110.00 ea
81A-18813-A	1938 Convertible & Wagon	110.00 ea
91A-18813-A	1939 Convertible & Wagon	110.00 ea
01A-18813-A	1940 Convertible & Wagon	110.00 ea

Windshield to Top Header Seals and Bumpers

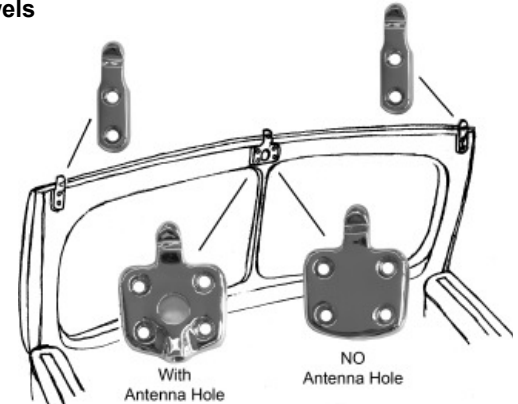
48-763200	Windshield to header seal, sponge rubber	10.00 ea
78-711304	Windshield header rubber bumpers, set of 4	12.50 set

1937-38 Top Dowels

Fits Convertibles,
Convertible Sedan,
Phaeton, Roadster

Cast Bronze,
drilled and
machined.

Available
plated or
unplated.



Center Dowel

78-7603442-H	4 mt hole style, no center hole, plain	75.00 ea
78-7603442-HC	4 mt hole style, no center hole, chrome	125.00 ea
78-7603442-S	4 mt hole style, w/antenna hole, plain	75.00 ea
78-7603442-SC	4 mt hole style, w/antenna hole chrome	125.00 ea

Side Dowels

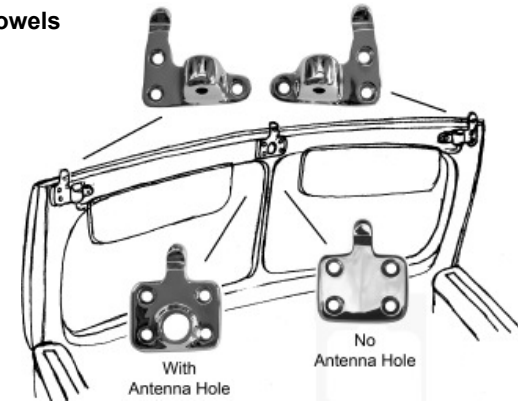
78-7603458-S	Side dowel brackets, plain	75.00 pr
78-7603458-SC	Side dowel brackets, chrome	125.00 pr

1939 Ford Top Dowels

Fits Convertibles &
Convertible Sedan

Cast Bronze,
drilled and
machined.

Available
plated or
unplated.



Center Dowel

91A-7603442-H	no center hole, plain	75.00 ea
91A-7603442-HC	no center hole, chrome	125.00 ea
91A-7603442-S	w/antenna hole, plain	75.00 ea
91A-7603442-SC	w/antenna hole, chrome	125.00 ea

Side Dowels -Visor mount brackets

91A-7603458-S	Side dowel/visor brackets, plain	200.00 pr
91A-7603458-SC	Side dowel/visor brackets, chrome	275.00 pr

Sun Visor Arms

91A-7604414	Ams only, chrome	not.avbl
01A-7604144-SPG	Springs for visor arm	5.00 ea

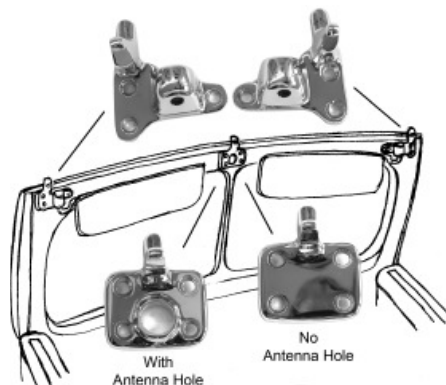
* Parts with price listed as "not.avbl" are not known to be available at this time, but are listed for reference.

1937-40 Convertible, Cabriolet, Roadster, Phaeton & Station Wagon Windshield and Top, cont

1940 Ford Convertible Top Dowels

Cast Bronze,
drilled and
machined.

Available
plated or
unplated.



Center Dowel

01A-6603442-H	no center hole, plain	75.00	ea
01A-6603442-HC	no center hole, chrome	125.00	ea
01A-6603442	w/antenna hole, plain	75.00	ea
01A-6603442-C	w/antenna hole, chrome	125.00	ea

Side Dowel -Visor Bracket

01A-6603458-S	Side dowel/visor brackets, plain	200.00	pr
01A-6603458-SC	Side dowel/visor brackets, chrome	275.00	pr

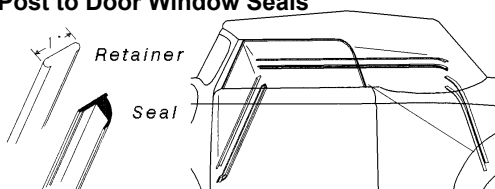
Sun Visor Arms

01A-7604414	Ams only, chrome	95.00	pr
01A-7604144-SPG	Springs for visor arm	5.00	ea

Top & Windshield Post to Door Window Seals

1932-1939
1" wide seals

1940-48
3/4" wide seals



1932-39 (1" wide seal)

48-740928/9	Seal, windshield post, molded rubber has special end to seal to top of door>	35.00	pr
48-7651562	Seal, window to top, 30"length, rubber	5.00	ea
48-7651562-F	Seal, window to top, 30"length, w/felt flocking	7.50	ea
48-7651560-S	Retainer, stainless steel, 30"length	10.00	ea
18-45983-F	Felted flocking, self adhesive, 10 foot	20.00	ea

1940 (3/4" wide seal)

01A-6602626/7	Seal, windshield post, molded rubber has special end to seal to top of door>	30.00	pr
01A-7651562	Seal, window to top, 30"length, rubber	5.00	ea
01A-7651562-F	Seal, window to top, 30"length, w/felt flocking	7.50	ea
01A-7651560-S	Retainer, stainless steel, 30"length	12.00	ea
18-45983-F	Felted flocking, self adhesive, 10 foot	20.00	ea

Top Dowel Socket on Header

1937-39 Ford

Convertible, Roadster & Phaeton

Cast Bronze, drilled and machined.

Available plated or unplated.

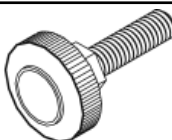
78-7603465	Plain	75.00	ea
78-7603465-C	Chrome	125.00	ea



1937-39 Top Iron Clamping Thumbscrews

Tan plastic knob, 5/16-18 thread

Used to clamp top irons to windshield,
clamp accordion above doors, and for
mounting center posts on convertible sedans.



78-7650820-A	1-1/4", top header to windshield (3 per car)	15.00	ea
78-7650820-B	1-5/8", conv sedan center pillar (2 per car)	15.00	ea
78-7650820-C	1-7/8", top iron hinge above door (2 per car)	15.00	ea

1937-39 (Rumble Seat) Cabriolet & Convertible Top Iron & Bow Kits (Original Design)

Rumble lid cabriolet irons are nice reproductions based on original design where header folds back in accordion style. Kits include stainless steel irons, wood front and rear bows, and steel center bow. Window to top rubber seals and stainless retainers are included. Thumbscrews for top to windshield clamping and locking accordion above door are included. Dowel sockets that mount to header are included, dowel brackets that mount to windshield are not included. Chop top irons can be installed to up to 2 3/4" chop windshield by moving mounting points down and adjusting header forward.

78-765300-A	1937-38 stock height	4350.00	ea
78-765300-A2	1937-38 chop 2"	4350.00	ea
91A-765300-A	1939 stock height	3575.00	ea

Top Wood only

91A-764855-1	Header, wood	425.00	ea
78-764855-A3	Rear bow, wood, 1937- early 39 (53" wide)	400.00	ea
91A-764855-3	Rear bow, wood, late 1939 (51" wide)	400.00	ea
78-764855-A2U	Side wood, pieces above door	45.00	pr
78-764855-A2R	Side wood, pieces behind door	90.00	pr

Top Iron Bumpers

68-764860	Top iron upper joint bumpers, rubber	20.00	pr
78-763244-BS	Top iron to quarter bumpers (window base)	50.00	pr

1937-39 Convertible Top Well Former

Fiberglass, forms the back of the front seat




TWF39CV	Rumble seat convertibles	300.00	ea
---------	--------------------------	--------	----

1937-39 (Rumble Seat)

Convertible Wescott Design Top Irons and Bows

Folding 2" Chop or stock height top iron for your Wescott's 1939 Convertible body. These irons fold over and back in a modern style. Use in steel bodies requires modification of top well area and door posts. Our special top well side formers are needed. Use in other fiberglass bodies requires installation of a substantial steel support structure.

These irons use 1939 style rear bow and 1940 style header bow and top latches. 1939 or 1940 top to window seals can be used.



Top Irons, including metal center bow

91A-765300-H	Stock Height	2500.00	set
91A-765300-H2	2" Chop	2500.00	set

Top Well Former for Wescott 2" chop 1939 Top Irons

TWF39CVR	RH Top well side former, fiberglass	200.00	ea
TWF39CVL	LH Top well side former, fiberglass	200.00	ea

* Parts with price listed as "not.avbl" are not known to be available at this time, but are listed for reference.

1937-40 Convertible, Cabriolet, Roadster, Phaeton & Station Wagon Windshield and Top, cont

1937-38 Club Cabriolet Top Irons

Club cabriolet irons are a modified design that allows folding into back of cockpit (original folded between cockpit and trunk). Kits include stainless steel irons, wood front and rear bows, and steel center bow. Window to top rubber seals and stainless retainers are included. Thumbscrews for top to windshield clamping and locking accordion above door are included. Dowel sockets that mount to header are included, dowel brackets that mount to windshield are not included. Chop top irons can be installed to up to 2 3/4" chop windshield by moving mounting points down and adjusting header.

78-765300-B	stock height	3200.00	ea
78-765300-B2	Chop 2"	3200.00	ea

1937-38 Club Convertible Top Parts, for stock irons

Top Wood

78-764855-B1	1937-38 Club Convertible header	700.00	ea
78-764855-B3	1937-38 Club Convertible rear bow	650.00	ea

1937-39 Convertible Sedan Top Parts

Top Wood


78-744855-1	Wood header, 1937-38	425.00	ea
91A-744855-1	Wood header, 1939	425.00	ea
78-744855-3	Rear bow, 1937-38	400.00	ea
91A-744855-3	Rear bow, 1939	725.00	ea

Top Pads

78-744858-S	Top Iron Rest Pads in Top Well, 1937-38	50.00	pr
78-747048	Top rest pad (back of body), 1937-38	25.00	ea
91A-744858-S	Top Iron Rest Pads in Top Well, 1939	50.00	pr
48-743196-S	Center pillar pad set, 1935-38	60.00	set
91A-743196-S	Center pillar pad set, 1939	60.00	set
48-747162-S	Top hinge pad set (4 pc), 1935-39	15.00	set

1940 Ford Convertible Top Header Sockets & Latches

Cast Bronze, drilled and machined, Available plated or unplated.



Top Iron Corner/Side Dowel Socket Brackets

01A-6603463-S	Top Iron Corner brackets, plain	325.00	pr
01A-6603463-SC	Top Iron Corner brackets, chrome	500.00	pr

Center Dowel Socket, mounts to header

01A-6603465	Plain	125.00	ea
01A-6603465-C	Chrome	200.00	ea

Top Latch Kit, 3 used per car,

01A-6603468-S	Top Latch kit, includes pins, plain	100.00	ea
01A-6603468-SC	Top Latch assembly, chrome	200.00	ea
11A-7603522-4	Top latch to header bracket screw	0.50	ea

1940 Convertible Top Front Trim, Fiberglass

These are the two small trim pieces that mount at the front outside of the top well and finish where the top unsnaps.



TWT40CNV	fiberglass	125.00	pr
----------	------------	--------	----

1940 Ford Convertible Street Rod,

Custom Top Irons

Folding top irons for your Wescott's or original steel 1940 Convertible body. These irons flatten the shape of the top, lowering the profile about 2". Irons include steel #2 and #3 bows. Our special top well side formers are recommended to allow setting the rear seat back 2". Use in other fiberglass bodies may require installation of a substantial steel support structure. Uses 1940 Top Iron Corner Brackets, Top wood header and rear bow, and top latch hardware (not included). 1939 or 1940 top to window seals can be used.



01A-665300-H	Top irons, for stock height windshield	2750.00	set
01A-665300-H2	Top irons, for 2" chop windshield	2750.00	set
TWF40WCVR	RH Top well side former, fiberglass	200.00	ea
TWF40WCVL	LH Top well side former, fiberglass	200.00	ea

1940 Top Parts

Fits Original or Wescott top irons

01A-764855-1	Header, wood	450.00	ea
01A-764855-3	Rear bow, wood	275.00	ea
01A-6650420-S	Counterbalance spring	35.00	pr
01A-6603384-S	Rivet covers, chrome, Set of 10	not.avbl	
01A-6628530-S	Top iron to quarter bumpers (window base)	50.00	pr

1940 Ford Convertible Top Well Formers

Fiberglass. mounts beside the back seat to separate seat from top iron. Designed to be covered with upholstery on seat side, painted on out side.

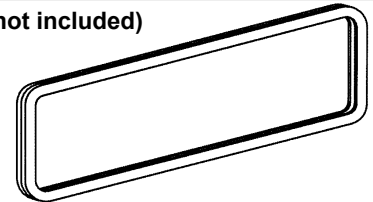


TWF40CVR	RH	200.00	ea
TWF40CVL	LH	200.00	ea

Back Window Frames (glass not included)

1937-39 Cabriolet or Convertible (20 5/8" x 7" od)

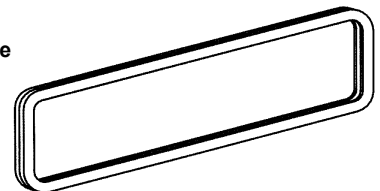
Stainless outer/tan inner	
B-37639-PL	250.00 ea
Stainless outer and inner	
B-37639-SS	300.00 ea



Back Window Frames (glass not included)

1940 Ford & Mercury Convertible (20 5/8" x 6" od)

Stainless outer/tan inner	
01A-6653220-PL	250.00 ea
Stainless outer/chrome inner	
01A-6653220-SS	300.00 ea

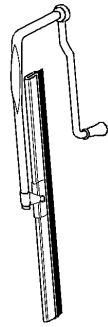


* Parts with price listed as "not.avbl" are not known to be available at this time, but are listed for reference.

Windshield Wipers

Hand Wiper,

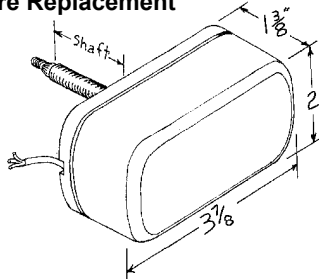
Chrome, with blade



A-17655-AR Any year 25.00 ea

Wiper Motor: 12 Volt Miniature Replacement

This is the smallest 12v wiper available. This wiper will fit inside header! 100 degree wipe, self park feature. Motor supplied with plastic cover.



Uses 1937-40 style tapered shaft. Shaft nut included.

Motor:

B-17508-A10	1" shaft, 1932-36 Roadster & Phaeton 1926-29 Coupe, Tudor & Pickup	140.00 ea
B-17508-A15	1 1/2" shaft: 1928-31 Roadster & Phaeton 1935-38 Coupes & Sedans, 1935-47 Pickups	140.00 ea
B-17508-A20	2" shaft: 1930-31 Victoria & Slant Windshield 1932-34 Coupes & Sedans, 1938-47 Cabover	140.00 ea
B-17508-A25	2 1/2" shaft: 1930-31 Coupe, Sedan, Pickup (requires hollowing of wood header above windshield)	140.00 ea

Finned Aluminum Cover for Miniature Motor

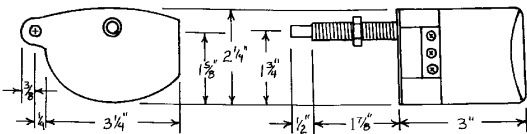
Cast aluminum, includes mounting screws, Replaces the plastic cover on the Pacific Western Design mini wiper. Perfect for roadsters and phaetons where the motor is exposed



B-17508-C 100.00 ea

12 Volt Universal Replacement Wiper Kits

Motor has stainless steel housing, 110 degree wipe and automatic return. An adjustable (8"-12") wiper arm and an 11" blade are included. The wiper shaft can easily be shortened. This wiper will extend past header area. Has a plain 1/4" shaft.



A-17085-SS	12v Universal wiper kit	50.00 ea
SR-17508-SWK	12v Universal wiper w/quick release kit	140.00 ea
U-17529	Arm for universal A-17085-SS motor	17.50 ea
U-17529-CHP	Chopped arm, 6" to 8", for A-17085-SS motor	17.50 ea
U-17528	Blade for universal A-17085-SS motor	5.00 ea

Replacement Electric Wiper Motor for 1928-36 Arms

Similar dimensions to universal wiper except with switch at back. Arms and blades not included

A-17085-12	12 volt	40.00 ea
A-17085-6	6 volt	45.00 ea

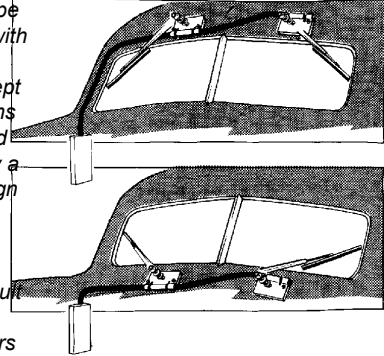
Roadster "quick release" wiper system

Designed to clamp to the top of the windshield frame for use only when needed. Includes motor, blades, clamps and wire.

SR-17508-SWK 1926-36 140.00 ea

Specialty Power Windows Wiper Kit

This is the heaviest duty unit available. Universal dual wiper drive has two wiper shafts with a simple to adjust 90 to 160 degree sweep. Towers accept either 1/2" fine knurl end arms (1941-modern), or 1/4" round shaft arm ends. Power is by a high torque late model design wiper motor, using a push-pull cable transmission. For above windshield mounted wipers cable routing is difficult through windshield post so mounting motor behind doors is recommended.



SPW-WWK2I	Wiper Kit for cowl mounting	400.00 ea
SPW-WWKXLWD-2I	Wiper Kit w/long cable for trunk mounting	425.00 ea

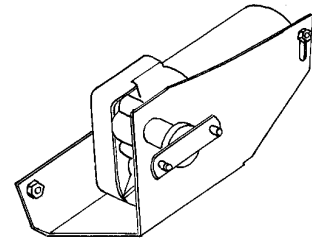
In Header 12v Wiper Kit

Mounts in header, includes transmission, wiper towers, wiper arms and blades

48-17508-2S	1935-36 Coupe & Sedan	425.00 ea
78-17508-C2S	1937 Coupe & Sedan	425.00 ea
81A-17508-C2S	1938 Coupe & Sedan	425.00 ea

Direct Replacement 12 volt Wiper Motors

Replaces original vacuum wiper and uses original transmission and towers.



78-17508-2S	1937-39 Convertible & Wagon (stock under dash location)	185.00 ea
91A-17508-2S	1939 Coupe & Sedan	185.00 ea
01A-17508-2S	1940 Passenger (firewall mount)	225.00 ea
11A-17508-2S	1941 Coupe, Sedan & Convertible	185.00 ea
21A-17508-2S	1942-47 Coupe, Sedan & Convertible	185.00 ea
6A-17508-2S	1948 Coupe, Sedan & Convertible	185.00 ea
7C-17508-2S	1948-50 Pickup	185.00 ea
1C-17508-2S	1951-52 Pickup	185.00 ea
BAAA-17508-2S	1953-55 Pickup	185.00 ea

Wiper motor to windshield frame clamp

1926-31 Roadster & Phaeton

A-17589-S	fits original vacuum motor use spacers with mini wiper	15.00 set
-----------	---	-----------

Wiper Motor to Linkage Spring Clip

78-17540	1937-40 Convertible/Wagon, 1940 Passenger	5.00 ea
06H-17531	1941-48 Passenger, 1948-56 Pickup	2.00 ea

Wiper Tube (or Wiring) to Cowl Grommet

B-17523	1932-36 Roadster & Phaeton	7.50 ea
---------	----------------------------	---------

* Parts with price listed as "not.avbl" are not known to be available at this time, but are listed for reference.

Windshield Wipers, cont

Wiper Motor Shaft to Roof Seals & Bezels

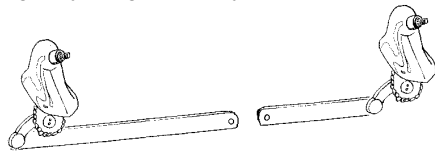
1933-34 Passenger		
40-17515	Bezel, chrome	not.avbl
40-17541	Shaft to roof seal, rubber	3.00 ea
1935-36 Passenger & Pickup		
48-17515	Bezel, chrome	not.avbl
48-17541	Shaft to roof seal, rubber	3.00 ea
1937-39 Passenger & Pickup		
78-17515	Bezels, chrome plated	10.00 ea
11A-17541	Seals, rubber	3.00 pr

Wiper Motor Shaft to Cowl Seals and Bezels

1940-47 Pickup:		
01C-17515	Wiper shaft to cowl bezel, chrome	not.avbl
11A-17541	Wiper shaft to cowl seal, rubber	3.00 pr
1941-48 Passenger:		
11A-17515	Wiper shaft to roof bezel, chrome	17.50 pr
11A-17541	Wiper shaft to roof seal	3.00 pr
1948-52 Pickup		
7C-17515	Bezel, chrome, RH or LH, 1948-52	10.00 ea
7C-17515-NUT	Nut (hex), chrome, RH or LH, 1948-55	7.50 ea
7C-17541	Pivot to cowl gasket, 1948-52	3.00 pr
1953-56 Pickup		
BAAA-17515	Bezel, chrome, RH or LH, 1953-56	7.50 ea
7C-17515-NUT	Nut (hex), chrome, RH or LH, 1948-55	7.50 ea
B6C-17515-NUT	Nut (slotted), chrome, RH or LH, 1956	7.50 ea
BAAA-17541	Pivot to cowl gasket, 1953-56	3.00 pr

Windshield Wiper Towers on Body

Includes both towers and linkage to motor
1940 Convertible/Wagon towers and linkage can be used on 1937-39 Convertible/Wagon by using a 1940 style firewall mount motor.



78-17552-S	Wiper Towers: 1937-39 Convertible/Wagon	120.00 set
01A-17552-CS	Wiper Towers: 1940 Convertible/Wagon	120.00 set
01A-17552-DS	Wiper Towers: 1940 Coupe & Sedan	120.00 set
78-17556	Pads: 1937-40 Convertible	5.00 pr
01A-17556	Pads: 1940 Coupe & Sedan	5.00 pr

1948-56 Pickup Wiper Pivot

7C-17566-A	RH, 1951-52 Pickup	35.00 ea
7C-17567-A	LH, 1951-52 Pickup	35.00 ea
BAAA-17566	RH or LH, 1953-55 Pickup	30.00 ea
B6C-17566	RH or LH, 1956 Pickup	30.00 ea

Wiper Arms and Blade for 1928-36 Wiper Shaft

Fits the 1928-36 shaft with the groove and pin hole.

Note that most cars and pickup with visor used an external mount wiper motor.

Wiper Arms

A-17529	for external mount vacuum motor	5.00 ea
B-17529	for internal mounted motors	10.00 ea

Wiper Blade

A-17528	Wiper blade, 7 1/4"	5.00 ea
68-17528	Wiper blade, 8 1/4"	5.00 ea
11A-17528	Wiper blade, 9"	5.00 ea

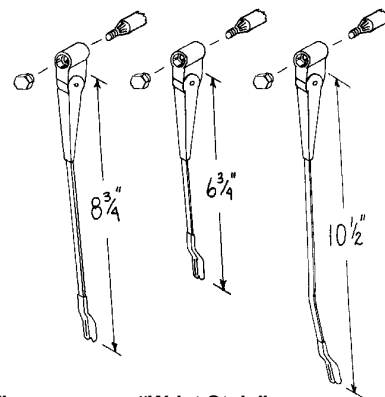


Wiper Arms and Blades for 1937-40 Taper shaft

1937-40 Style arms and blades fit original vacuum wipers or 12v miniature replacement motors.

Original Ford used the hook style. Hook style blades can be easily shortened. Hook style arms can be shortened with modest effort.

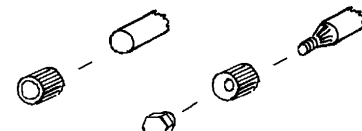
Wrist style arms and blades are the 1950's style attachment and are not easily shortened.



"Hook Style"		"Wrist Style"		
Wiper Arm 6 3/4"	01A-17529	17.50 ea	01A-17529-WT	17.50 ea
Wiper Arm, 8 3/4"	78-17529	17.50 ea	78-17529-WT	17.50 ea
Wiper Arm, 10 1/2" LH	01C-17526-LH	17.50 ea	01C-17527-WT	17.50 ea
Wiper Arm, 10 1/2" RH	01C-17526-RH	17.50 ea	01C-17526-WT	17.50 ea
Wiper Blade, 6"	A-17528	5.00 ea	SR-17528	15.00 ea
Wiper Blade, 8"	68-17528	5.00 ea	78-17528-WT	15.00 ea
Wiper Blade, 9"	11A-17528	5.00 ea		
Wiper Arm Shaft Nut	78-17481	7.50 ea		

1/2 Spline Shaft Adaptor

1/2" Spline shaft end to mount to 1928-36 groove & pin style, 1/4" smooth, and 1937-40 taper shaft (nut not included)

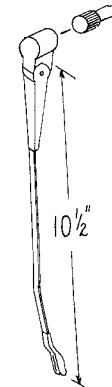


11A-17500-2836	fits 1928-36 groove & pin, or 1/4" shaft	10.00 ea
11A-17500-3740	fits 1937-40 taper shaft	10.00 ea

Wiper Arms and Blades

Fit 1941-Modern 1/2" Spline shaft

"Hook" blade/arm connection style were original through 1948. Hook style blades can easily be shortened. Wrist style was typical 1949-1950's. A more effective wiper design yet difficult to modify length



	Hook Style		Wrist Style.	
6" blade			SR-17528	15.00 ea
7 1/2" blade	A-17528	5.00 ea		
8 1/4" blade	68-17528	5.00 ea	78-17528-WT	15.00 ea
9" blade (41-48)	11A-17528	5.00 ea		
10" blade (48-52 PU)			7C-17528	15.00 ea
11" blade			8A-17528	17.50 ea
12" blade (53-56 PU)			B6C-17528	15.00 ea
Arm RH 41-48 10 1/2"	11A-17529-R	17.50 ea	11A-17529-RW	17.50 ea
Arm LH 41-48 10 1/2"	11A-17529-L	17.50 ea	11A-17529-LW	17.50 ea
Arm, 48-52 PU	7C-17527	17.50 ea		
Arm, 53-55 PU	B6C-17527	17.50 ea		
Arm, 56 PU LH	B6C-17527	17.50 ea		
Arm, 56 PU RH	B6C-17526	17.50 ea		

* Parts with price listed as "not.avbl" are not known to be available at this time, but are listed for reference.