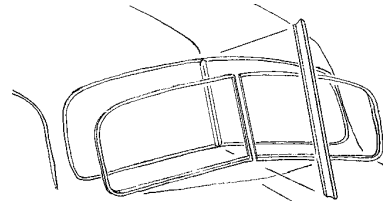


**1940 Ford Coupe, Sedan, 1940-47 Pickup
Windshield**

Windshield Seals and Dividers



01A-701290	Windshield to Body Seal, rubber	75.00 pr
01A-701290-1	Windshield to Body Seal, 1 pc strip for windshields not using center divider	30.00 ea
01A-7003078	Windshield Center Divider, stainless	45.00 ea

Windshield Mount Antenna

01A-18813-S	Standard coupe & Sedan	95.00 ea
01A-18813-D	Deluxe coupe & Sedan	95.00 ea

Windshield Antenna Hole Plug

Used to fill hole inside car when antenna is not used

01A-7004385-A	Standard coupe & Sedan	7.50 ea
01A-7004385-B	Deluxe coupe & Sedan	7.50 ea

Windshield Garnish Moldings



01A-7003590-S	Side garnish, RH and LH, steel	not.avbl
01C-8103092	Upper garnish center clip, 40-47 pickup only	25.00 ea

Traffic signal finder prism

A-18300	Any year	7.50 ea
---------	----------	---------

Windshield Defroster Nozzles in Cowl

01A-18491	1940 Passenger & Pickup	60.00 pr
-----------	-------------------------	----------

Sun Visor

1935-40 Passenger:

Visor arms with frame, Chrome

68-47380-S	50.00 pr
------------	----------

1938-47 Pickup:

Visor arms only Chrome

81C-8104101-S	80.00 pr
---------------	----------



Windshield Center Mirrors

1940 Ford

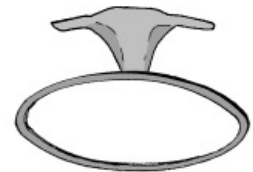
Mirror

with Stainless bracket

01A-17682-SS	55.00 ea
--------------	----------

Mirror Head only

68-17682-H	22.50 ea
------------	----------



* Parts with price listed as "not.avbl" are not known to be available at this time, but are listed for reference.

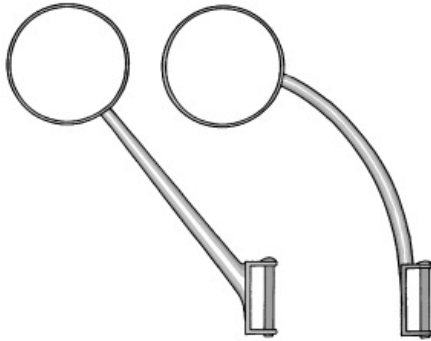
1940 Ford Coupe, Sedan, 1940-47 Pickup
Windshield, cont

Door Hinge Mirrors

*Mirror: Chrome arm
w/stainless head back*

Curved arm (Passenger), RH or LH
48-17741 45.00 ea
Straight arm (Pickup), RH or LH
50-17741 50.00 ea

Replacement head (flat glass)
B-17741-MH 22.50 ea
Replacement head (convex glass)
B-17741-MHC 20.00 ea



Peep Mirrors,
*Chrome Plated
Clamps to edge
of door.*



78-18414-PR	3" dia, angled arm, RH	27.50 ea
78-18414-PL	3" dia, angled arm, LH	27.50 ea
B-18414-R	4" dia, angled arm, RH	27.50 ea
B-18414-L	4" dia, angled arm, LH	27.50 ea
A-17741-U	4" dia, straight arm, RH or LH	27.50 ea

Passenger Cowl Mirrors

Chrome Plated w/Stainless Head

1940 Passenger, 1939 Deluxe Passenger

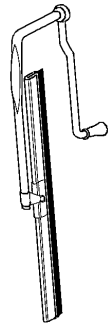
01A-18403-R	RH Mirror	80.00 ea
01A-18403-L	LH Mirror	80.00 ea
01A-18402-RP	RH Base pad, rubber	12.50 ea
01A-18403-LP	LH Base pad, rubber	12.50 ea

* Parts with price listed as "not.avbl" are not known to be available at this time, but are listed for reference.

Windshield Wipers

Hand Wiper,

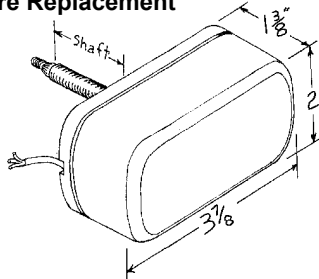
Chrome, with blade



A-17655-AR Any year 25.00 ea

Wiper Motor: 12 Volt Miniature Replacement

This is the smallest 12v wiper available. This wiper will fit inside header! 100 degree wipe, self park feature. Motor supplied with plastic cover.



Uses 1937-40 style tapered shaft. Shaft nut included.

Motor:

B-17508-A10	1" shaft, 1932-36 Roadster & Phaeton 1926-29 Coupe, Tudor & Pickup	140.00 ea
B-17508-A15	1 1/2" shaft: 1928-31 Roadster & Phaeton 1935-38 Coupes & Sedans, 1935-47 Pickups	140.00 ea
B-17508-A20	2" shaft: 1930-31 Victoria & Slant Windshield 1932-34 Coupes & Sedans, 1938-47 Cabover	140.00 ea
B-17508-A25	2 1/2" shaft: 1930-31 Coupe, Sedan, Pickup (requires hollowing of wood header above windshield)	140.00 ea

Finned Aluminum Cover for Miniature Motor

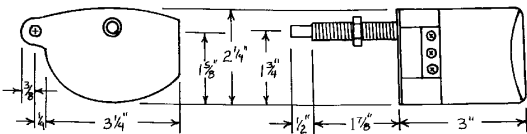
Cast aluminum, includes mounting screws, Replaces the plastic cover on the Pacific Western Design mini wiper. Perfect for roadsters and phaetons where the motor is exposed



B-17508-C 100.00 ea

12 Volt Universal Replacement Wiper Kits

Motor has stainless steel housing, 110 degree wipe and automatic return. An adjustable (8"-12") wiper arm and an 11" blade are included. The wiper shaft can easily be shortened. This wiper will extend past header area. Has a plain 1/4" shaft.



A-17085-SS	12v Universal wiper kit	50.00 ea
SR-17508-SWK	12v Universal wiper w/quick release kit	140.00 ea
U-17529	Arm for universal A-17085-SS motor	17.50 ea
U-17529-CHP	Chopped arm, 6" to 8", for A-17085-SS motor	17.50 ea
U-17528	Blade for universal A-17085-SS motor	5.00 ea

Replacement Electric Wiper Motor for 1928-36 Arms

Similar dimensions to universal wiper except with switch at back. Arms and blades not included

A-17085-12	12 volt	40.00 ea
A-17085-6	6 volt	45.00 ea

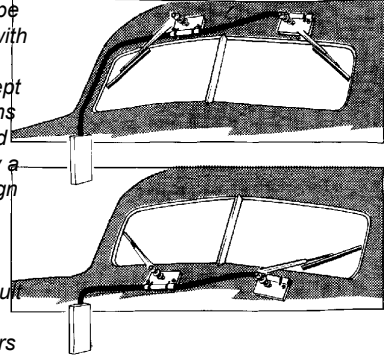
Roadster "quick release" wiper system

Designed to clamp to the top of the windshield frame for use only when needed. Includes motor, blades, clamps and wire.

SR-17508-SWK 1926-36 140.00 ea

Specialty Power Windows Wiper Kit

This is the heaviest duty unit available. Universal dual wiper drive has two wiper shafts with a simple to adjust 90 to 160 degree sweep. Towers accept either 1/2" fine knurl end arms (1941-modern), or 1/4" round shaft arm ends. Power is by a high torque late model design wiper motor, using a push-pull cable transmission. For above windshield mounted wipers cable routing is difficult through windshield post so mounting motor behind doors is recommended.



SPW-WWK2I	Wiper Kit for cowl mounting	400.00 ea
SPW-WWKXLWD-2I	Wiper Kit w/long cable for trunk mounting	425.00 ea

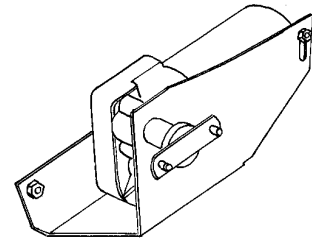
In Header 12v Wiper Kit

Mounts in header, includes transmission, wiper towers, wiper arms and blades

48-17508-2S	1935-36 Coupe & Sedan	425.00 ea
78-17508-C2S	1937 Coupe & Sedan	425.00 ea
81A-17508-C2S	1938 Coupe & Sedan	425.00 ea

Direct Replacement 12 volt Wiper Motors

Replaces original vacuum wiper and uses original transmission and towers.



78-17508-2S	1937-39 Convertible & Wagon (stock under dash location)	185.00 ea
91A-17508-2S	1939 Coupe & Sedan	185.00 ea
01A-17508-2S	1940 Passenger (firewall mount)	225.00 ea
11A-17508-2S	1941 Coupe, Sedan & Convertible	185.00 ea
21A-17508-2S	1942-47 Coupe, Sedan & Convertible	185.00 ea
6A-17508-2S	1948 Coupe, Sedan & Convertible	185.00 ea
7C-17508-2S	1948-50 Pickup	185.00 ea
1C-17508-2S	1951-52 Pickup	185.00 ea
BAAA-17508-2S	1953-55 Pickup	185.00 ea

Wiper motor to windshield frame clamp

1926-31 Roadster & Phaeton

A-17589-S	fits original vacuum motor use spacers with mini wiper	15.00 set
-----------	---	-----------

Wiper Motor to Linkage Spring Clip

78-17540	1937-40 Convertible/Wagon, 1940 Passenger	5.00 ea
06H-17531	1941-48 Passenger, 1948-56 Pickup	2.00 ea

Wiper Tube (or Wiring) to Cowl Grommet

B-17523	1932-36 Roadster & Phaeton	7.50 ea
---------	----------------------------	---------

* Parts with price listed as "not.avbl" are not known to be available at this time, but are listed for reference.

Windshield Wipers, cont

Wiper Motor Shaft to Roof Seals & Bezels

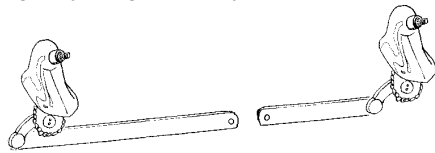
1933-34 Passenger		
40-17515	Bezel, chrome	not.avbl
40-17541	Shaft to roof seal, rubber	3.00 ea
1935-36 Passenger & Pickup		
48-17515	Bezel, chrome	not.avbl
48-17541	Shaft to roof seal, rubber	3.00 ea
1937-39 Passenger & Pickup		
78-17515	Bezels, chrome plated	10.00 ea
11A-17541	Seals, rubber	3.00 pr

Wiper Motor Shaft to Cowl Seals and Bezels

1940-47 Pickup:		
01C-17515	Wiper shaft to cowl bezel, chrome	not.avbl
11A-17541	Wiper shaft to cowl seal, rubber	3.00 pr
1941-48 Passenger:		
11A-17515	Wiper shaft to roof bezel, chrome	17.50 pr
11A-17541	Wiper shaft to roof seal	3.00 pr
1948-52 Pickup		
7C-17515	Bezel, chrome, RH or LH, 1948-52	10.00 ea
7C-17515-NUT	Nut (hex), chrome, RH or LH, 1948-55	7.50 ea
7C-17541	Pivot to cowl gasket, 1948-52	3.00 pr
1953-56 Pickup		
BAAA-17515	Bezel, chrome, RH or LH, 1953-56	7.50 ea
7C-17515-NUT	Nut (hex), chrome, RH or LH, 1948-55	7.50 ea
B6C-17515-NUT	Nut (slotted), chrome, RH or LH, 1956	7.50 ea
BAAA-17541	Pivot to cowl gasket, 1953-56	3.00 pr

Windshield Wiper Towers on Body

Includes both towers and linkage to motor
1940 Convertible/Wagon towers and linkage can be used on 1937-39 Convertible/Wagon by using a 1940 style firewall mount motor.



78-17552-S	Wiper Towers: 1937-39 Convertible/Wagon	120.00 set
01A-17552-CS	Wiper Towers: 1940 Convertible/Wagon	120.00 set
01A-17552-DS	Wiper Towers: 1940 Coupe & Sedan	120.00 set
78-17556	Pads: 1937-40 Convertible	5.00 pr
01A-17556	Pads: 1940 Coupe & Sedan	5.00 pr

1948-56 Pickup Wiper Pivot

7C-17566-A	RH, 1951-52 Pickup	35.00 ea
7C-17567-A	LH, 1951-52 Pickup	35.00 ea
BAAA-17566	RH or LH, 1953-55 Pickup	30.00 ea
B6C-17566	RH or LH, 1956 Pickup	30.00 ea

Wiper Arms and Blade for 1928-36 Wiper Shaft

Fits the 1928-36 shaft with the groove and pin hole.

Note that most cars and pickup with visor used an external mount wiper motor.

Wiper Arms

A-17529	for external mount vacuum motor	5.00 ea
B-17529	for internal mounted motors	10.00 ea

Wiper Blade

A-17528	Wiper blade, 7 1/4"	5.00 ea
68-17528	Wiper blade, 8 1/4"	5.00 ea
11A-17528	Wiper blade, 9"	5.00 ea

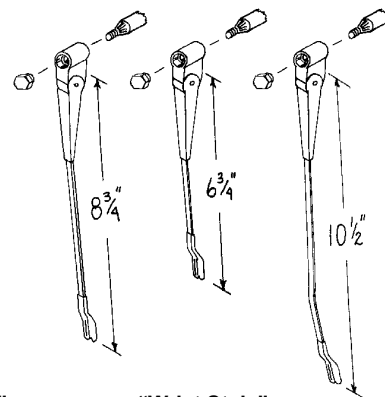


Wiper Arms and Blades for 1937-40 Taper shaft

1937-40 Style arms and blades fit original vacuum wipers or 12v miniature replacement motors.

Original Ford used the hook style. Hook style blades can be easily shortened. Hook style arms can be shortened with modest effort.

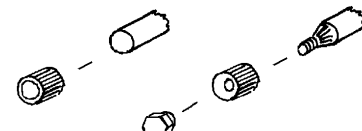
Wrist style arms and blades are the 1950's style attachment and are not easily shortened.



"Hook Style"		"Wrist Style"		
Wiper Arm 6 3/4"	01A-17529	17.50 ea	01A-17529-WT	17.50 ea
Wiper Arm, 8 3/4"	78-17529	17.50 ea	78-17529-WT	17.50 ea
Wiper Arm, 10 1/2" LH	01C-17526-LH	17.50 ea	01C-17527-WT	17.50 ea
Wiper Arm, 10 1/2" RH	01C-17526-RH	17.50 ea	01C-17526-WT	17.50 ea
Wiper Blade, 6"	A-17528	5.00 ea	SR-17528	15.00 ea
Wiper Blade, 8"	68-17528	5.00 ea	78-17528-WT	15.00 ea
Wiper Blade, 9"	11A-17528	5.00 ea		
Wiper Arm Shaft Nut	78-17481	7.50 ea		

1/2 Spline Shaft Adaptor

1/2" Spline shaft end to mount to 1928-36 groove & pin style, 1/4" smooth, and 1937-40 taper shaft (nut not included)

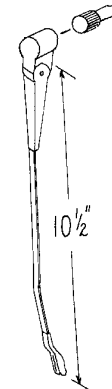


11A-17500-2836	fits 1928-36 groove & pin, or 1/4" shaft	10.00 ea
11A-17500-3740	fits 1937-40 taper shaft	10.00 ea

Wiper Arms and Blades

Fit 1941-Modern 1/2" Spline shaft

"Hook" blade/arm connection style were original through 1948. Hook style blades can easily be shortened. Wrist style was typical 1949-1950's. A more effective wiper design yet difficult to modify length



	Hook Style	Wrist Style.	
6" blade		SR-17528	15.00 ea
7 1/2" blade	A-17528		5.00 ea
8 1/4" blade	68-17528		5.00 ea
9" blade (41-48)	11A-17528		5.00 ea
10" blade (48-52 PU)		7C-17528	15.00 ea
11" blade		8A-17528	17.50 ea
12" blade (53-56 PU)		B6C-17528	15.00 ea
Arm RH 41-48 10 1/2"	11A-17529-R	11A-17529-RW	17.50 ea
Arm LH 41-48 10 1/2"	11A-17529-L	11A-17529-LW	17.50 ea
Arm, 48-52 PU	7C-17527		15.00 ea
Arm, 53-55 PU	B6C-17527		15.00 ea
Arm, 56 PU LH	B6C-17527		15.00 ea
Arm, 56 PU RH	B6C-17526		15.00 ea

* Parts with price listed as "not.avbl" are not known to be available at this time, but are listed for reference.