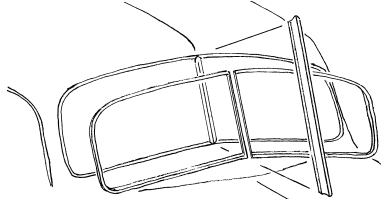


1939-40 Mercury Windshield and Top

Windshield seals and dividers

Fit coupes, sedans, and convertibles



99A-701290	Windshield to body seal	90.00	ea
99A-7003078	Windshield divider bar, coupe & sedan	not.avbl	
99A-7423078	Windshield divider bar, convertible	not.avbl	

Specialty Power Windows Wiper Kit

This is the heaviest duty unit available. Universal dual wipe drive has two wiper shafts with a simple to adjust 90 to 160 degree sweep. Towers accept either 1/2" fine knurl end arms (1941-modern), or 1/4" round shaft arm ends. Power is by a high torque late model design wiper motor, using a push-pull cable transmission..


SPW-WWK21	Wiper Kit for cowl mounting	425.00	ea
	"Arm"		"Blade"
6" long	11A-17529-6	17.50	ea SR-17528
8" long	11A-17529-8	17.50	ea 78-17528-WT

Traffic signal finder prism

A-18300	Any year	10.00	ea
---------	----------	-------	----

Coupe and Sedan Sun Visor Frames and Brackets

Chrome Plated
68-47380-S 80.00 pr

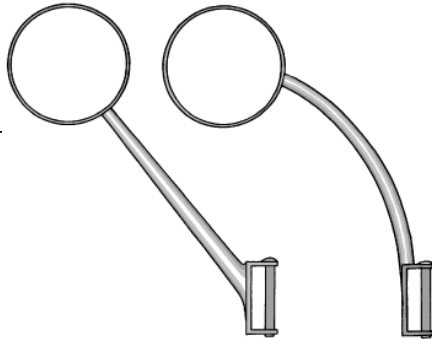


Door Hinge Mirrors

Mirror: Chrome arm
w/stainless head back

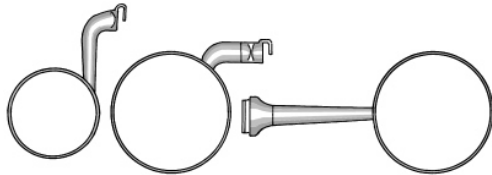
Curved arm (Passenger), RH or LH	
48-17741	75.00 ea
Straight arm (Pickup), RH or LH	
50-17741	75.00 ea

Replacement head (flat glass)	
B-17741-MH	22.50 ea
Replacement head (convex glass)	
B-17741-MHC	20.00 ea



Peep Mirrors, Chrome Plated

Clamps to edge of door.



78-18414-PR	3" dia, angled arm, RH	27.50	ea
78-18414-PL	3" dia, angled arm, LH	27.50	ea
B-18414-R	4" dia, angled arm, RH	27.50	ea
B-18414-L	4" dia, angled arm, LH	27.50	ea
A-17741-U	4" dia, straight arm, RH or LH	27.50	ea

Swan Neck Mirror

4"chrome head, 6"curved aluminum arm with teardrop base. Mounts with thru bolt into cowl or door panel.

HR-18402/3-S	Curve neck mirrors	70.00	pr
--------------	--------------------	-------	----

Cowl Mirrors,

Chrome Plated w/Stainless Head

1940 Mercury

09A-18403-R	RH Mirror	not.avbl
09A-18403-L	LH Mirror	not.avbl
09A-18403-RP	Cowl mirror rubber pad, RH,40M	not.avbl
09A-18403-LP	Cowl mirror rubber pad, LH,40M	not.avbl

1937-41 Windshield Mount Antennas

99A-18813	1939 Mercury Coupe & Sedan	175.00	ea
99A-18813-A	1939 Mercury Convertible	not.avbl	
09A-18813-B	1940 Mercury Coupe & Sedan	135.00	ea
09A-18813-A	1940 Mercury Convertible	175.00	ea

Antenna Hole Plugs

Go on inside of windshield. Used only when no antenna is used.

09A-7004385-A	1940 Mercury	10.00	ea
---------------	--------------	-------	----

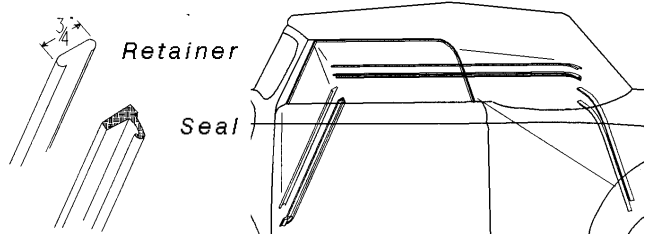
Convertible Windshield to Top Header

Seals and Bumpers

48-763200	Windshield to header seal, sponge rubber	10.00	ea
78-711304	Windshield header rubber bumpers, set of 4	15.00	set

Top & Windshield Post to Door Window Seals

1939 Top to window seals are 1"wide, 1940-48 are 3/4"



1939 (1" wide seal)

99A-740928/9	Seal, windshield post, molded rubber has special end to seal to top of door use 48-7651562	not.avbl
48-7651562	Seal, window to top, 30"length, rubber	5.00
48-7651562-F	Seal, window to top, 30"length, w/felt flocking	7.50
48-7651560-S	Retainer, stainless steel, 30"length	50.00
18-45983-F	Felted flocking, self adhesive, 10 foot	22.50

1940 (3/4" wide seal)

09A-7602626/7	Seal, windshield post, molded rubber has special end to seal to top of door use 01A-7651562	not.avbl
01A-7651562	Seal, window to top, 30"length, rubber	5.00
01A-7651562-F	Seal, window to top, 30"length, w/felt flocking	7.50
01A-7651560-S	Retainer, stainless steel, 30"length	50.00
18-45983-F	Felted flocking, self adhesive, 10 foot	22.50

* Parts with price listed as "not.avbl" are not known to be available at this time, but are listed for reference.

1939-40 Mercury Windshield and Top, cont

1940 Convertible & Convertible Sedan

Top Latch and Dowel Hardware

Cast silicon bronze, fully machined



Center Dowel

09A-7603442-H	no center hole, plain	112.50	ea
09A-7603442-HC	no center hole, chrome	187.50	ea
09A-7603442-S	with center hole, plain	112.50	ea
09A-7603442-SC	with center hole, chrome	187.50	ea

Side Dowel – Visor Bracket

09A-7603458-SC	Side Dowel/Visor Brackets, chrome	400.00	pr
09A-7603458-S	Side Dowel/Visor Brackets, plain	275.00	pr

Top Iron Corner/Side Dowel Socket Brackets

09A-7603463-SC	Top Iron Corner Brackets, chrome	700.00	pr
09A-7603463-S	Top Iron Corner Brackets, plain	450.00	pr

Top Center Dowel Socket

01A-6603465-C	Center Dowel Socket, chrome	275.00	ea
01A-6603465	Center Dowel Socket, plain	175.00	ea

Top Latch Assembly (3 required per car)

01A-6603468-SC	Top Latch Assembly, chrome	275.00	ea
01A-6603468-S	Top Latch Assembly, plain	150.00	ea
11A-7603522-4	Top latch to header bracket screw	0.50	ea

Sun Visor Arms

01A-7604414	Ams only, chrome	125.00	ea
01A-7604144-SPG	Springs for visor arm	5.00	ea

1939 Mercury Top Wood

99A-764855-1	Top Header, convertible	850.00	ea
99A-764855-3	Top rear bow, convertible	650.00	ea

1940 Mercury Convertible Sedan Top Parts

09A-743196-S	Top Center Pillar Post Pad Set	70.00	ea
--------------	--------------------------------	-------	----

1940 Top Wood

09A-764855-1/E	Top header, convertible & convertible sedan early style, 2-3/4" arch to fit windshield frame	900.00	ea
09A-764855-1	Top header, convertible & convertible sedan late style, 2" arch to fit windshield frame	900.00	ea
09A-764855-3	Rear bow, convertible, early style	450.00	ea
09A-764855-3/L	Rear bow, convertible, late style	450.00	ea

* Parts with price listed as "not.avbl" are not known to be available at this time, but are listed for reference.