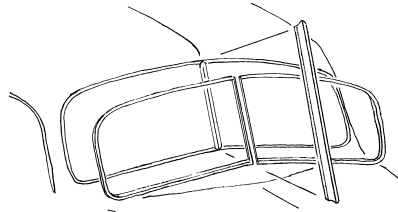


1941-48 Ford and Mercury Convertible & Station Wagon Windshield and Top, cont

Windshield to Body



21A-761290 Body to glass seal, w/groove for chrome 100.00 ea

Antennas

| | | |
|-------------|--|-----------|
| 11A-18813-A | 1941 Convertible & Wagon, Windshield Mount | not.avbl |
| 21A-18813-A | 1942-48 Convertible, Windshield mount | not.avbl |
| 6A-18813 | 1946-47 Passenger, cowl mount | 120.00 ea |

Antenna Hole Plugs

Go on inside of windshield. Used only when no antenna is used.

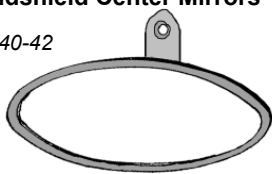
| | | |
|---------------|------------------------------|----------|
| 11A-7004385-A | 1941 Passenger | 10.00 ea |
| 21A-7004385-A | 1942 Passenger, maroon | 10.00 ea |
| 21A-7004385-B | 1942 Passenger, butterscotch | 10.00 ea |
| 51A-7004385-A | 1946 Passenger, chocolate | 10.00 ea |
| 51A-7004385-B | 1946 Passenger, blue-grey | 10.00 ea |
| 51A-7004385-C | 1946-48 Pass, grayish tan | 10.00 ea |

Traffic signal finder prism

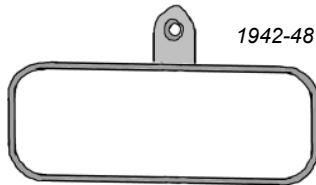
A-18300 Any year 10.00 ea

Windshield Center Mirrors

1940-42



1942-48



| | | |
|-------------|-------------------------------------|----------|
| 01A-17690 | 1940-42, Mirror w/stainless bracket | not.avbl |
| 6A-17690-SS | 1942-48, Mirror w/stainless bracket | not.avbl |

Cowl Mirrors

Chrome Plated w/Stainless Head

| | | |
|--------------|----------------------------|-----------|
| 6A-18403-R | 1942-48 RH Mirror | 115.00 ea |
| 6A-18403-L | 1942-48 LH Mirror | 115.00 ea |
| 11A-18402-RP | 1941 RH Base pad, rubber | 15.00 ea |
| 11A-18403-RP | 1941 LH Base pad, rubber | 15.00 ea |
| 21A-18402-RP | 1942-46RH Base pad, rubber | 15.00 ea |
| 21A-18403-RP | 1942-48LH Base pad, rubber | 15.00 ea |

Convertible Top Header to Windshield Seal

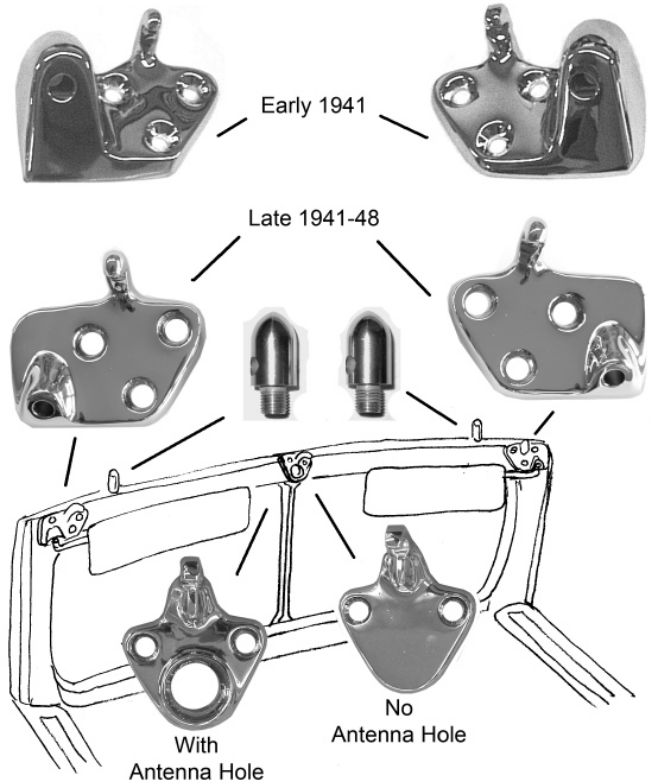
| | | |
|--------------|-----------------------------|----------|
| 11A-763200 | Upper, mounts to header | 10.00 ea |
| 11A-763200-T | Lower, mounts to windshield | 10.00 ea |

1941-48 Top Wood (Ford or Mercury)

| | | |
|--------------|------------------------------|-----------|
| 21A-764855-1 | 1941 Convertible header | 950.00 ea |
| 11A-764855-3 | 1941 Convertible rear bow | 475.00 ea |
| 21A-764855-1 | 1942-48 Convertible header | 950.00 ea |
| 21A-764855-3 | 1942-48 Convertible rear bow | 475.00 ea |

Top Latch Catches and Dowels on Windshield

Catches are cast Bronze, drilled and machined, Plated or unplated.



Alignment Dowel on Windshield

11A-7603442-S Stainless 100.00 pr

Center Catch

| | | |
|----------------|--------------------------------------|-----------|
| 11A-7603458-H | Center catch no center hole, plain | 100.00 ea |
| 11A-7603458-HC | Center catch, no center hole, chrome | 175.00 ea |
| 11A-7603458-S | Center catch w/antenna hole, plain | 100.00 ea |
| 11A-7603458-SC | Center catch w/antenna hole, chrome | 175.00 ea |

Early 1941 Side Catch/Visor Bracket

| | | |
|-----------------|----------------------------------|-----------|
| 11A-7604144-AS | Side catch/visor bracket, plain | 275.00 pr |
| 11A-7604144-ASC | Side catch/visor bracket, chrome | 400.00 pr |
| 01A-7604414 | Sun Visor Ams only, chrome | 125.00 ea |
| 01A-7604144-SPG | Springs for visor arm | 5.00 ea |

Late 1941-48 Side Catch/Visor Bracket

| | | |
|-----------------|----------------------------------|-----------|
| 11A-7604144-S | Side catch/visor bracket, plain | 150.00 pr |
| 11A-7604144-SC | Side catch/visor bracket, chrome | 275.00 pr |
| 11A-7604144-ARM | Sun Visor Ams only, chrome | 100.00 ea |
| 11A-7604144-SPR | Springs for visor arm | 5.00 ea |

* Parts with price listed as "not.avbl" are not known to be available at this time, but are listed for reference.

1941-48 Ford and Mercury Convertible & Station Wagon Windshield and Top, cont

1941-48 Top Latches

Mount to top header. Cast Bronze, drilled and machined, Available plated and assembled or as unassembled unplated kits.



| | | |
|----------------|-------------------------------|-----------|
| 11A-7603520-S | Top side latch kit, plain | 200.00 ea |
| 11A-7603520-SC | Top side latch assy, chrome | 250.00 ea |
| 11A-7603522-S | Top center latch kit, plain | 200.00 ea |
| 11A-7603522-SC | Top center latch assy, chrome | 250.00 ea |

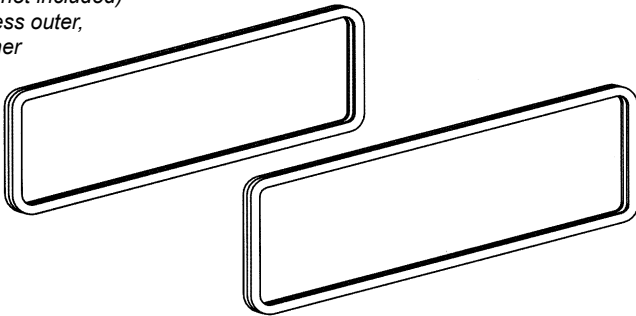
Individual components available separately:

| | | |
|---------------|------------------------------|----------|
| 11A-7603522-2 | Center latch base, unplated | 50.00 ea |
| 11A-7603522-3 | Center mount plate, unplated | 50.00 ea |
| 11A-7603520-1 | Lever only, unplated | 50.00 ea |

Back Window Frames

(glass not included)

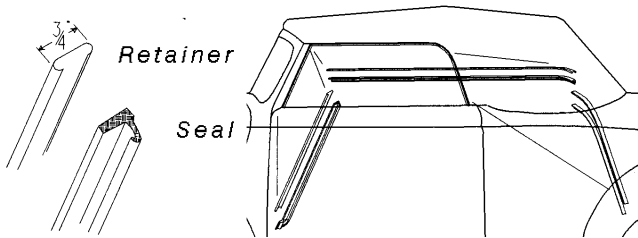
*Stainless outer,
tan inner*



| | | |
|----------------|---------------------------|----------|
| 11A-7653220-PL | 1941-48 (22 7/8" x 8" od) | not.avbl |
| 8A-7653220-PL | 1949-50 (26" x 9" od) | not.avbl |

Top and Windshield Post to Door Window Frame Seals

1940-48 Top to window seals are 3/4" wide.



| | | |
|---------------|--|----------|
| 01A-7651562 | Seal, window to top, 30" length, rubber | 5.00 ea |
| 01A-7651562-F | Seal, window to top, 30" length, w/felt flocking | 7.50 ea |
| 01A-7651560-S | Retainer, stainless steel, 30" length | 50.00 ea |
| 18-45983-F | Felted flocking, self adhesive, 10 foot | 22.50 ea |

Top Iron Rest Pads in Top Well

| | | |
|---------------|------------------|----------|
| 11A-7631248/9 | 1941 Convertible | not.avbl |
|---------------|------------------|----------|

* Parts with price listed as "not.avbl" are not known to be available at this time, but are listed for reference.